

# Pravara Institute of Medical Sciences (Deemed to be University)

University Established under section (3) of UGC Act  
NAAC Re-accredited with 'A' Grade (CGPA 3.17)

LONI - 413736, (Near Shirdi) Tal. Rahata,  
Dist. Ahmednagar (Maharashtra) India

Phone : +91-2422- 273600, 272358  
Fax : +91-2422-273442  
E-mail : contact@pmtpims.org  
Homepage : http://www.pravara.com



- RURAL MEDICAL COLLEGE
- RURAL DENTAL COLLEGE
- DR. APJ ABDUL KALAM COLLEGE OF PHYSIOTHERAPY
- COLLEGE OF NURSING
- CENTRE FOR BIO-TECHNOLOGY
- CENTRE FOR SOCIAL MEDICINE
- PRAVARA RURAL HOSPITAL

Ref. No.

Date :

## Relevant extract of Board of Management Meeting dated 22.01.2021

**Item: 17** To accept the Feedback from various stakeholders for academic year 2019-20

**Resolution:** Feedback report submitted by IQAC section of the University has been placed before the Board of Management for consideration and approval.

The report consists of the feedback received from various stakeholders for academic year 2019-20.

After due discussion and deliberations the report has been accepted and decided to forward it to all Head of Institute for implementation.

  
Registrar

Registrar  
Pravara Institute of Medical Sciences  
(Deemed to be University)  
Loni - 413736, Tal. Rahata  
Dist. Ahmednagar (M.S. India)



# Pravara Institute of Medical Sciences

(Deemed to be University)

Key indicator 1.4.1: Consolidated feedback  
Report for AY 2019-2020



# Index

| <b>SN</b> | <b>Content</b>  |
|-----------|---|
| 1.        | Dr Balasaheb Vikhe Patil Rural Medical College, Loni Bk |
| 2.        | Rural Dental College, Loni Bk                           |
| 3.        | Dr APJ Abdul Kalam College of Physiotherapy, Loni Bk    |
| 4.        | Smt. SEVP, College of Nursing Loni Bk                   |
| 5.        | Center for Biotechnology, Loni Bk                       |
| 6.        | School of Public Health and Social Medicine, Loni bk    |



## **Pravara Institute of Medical Sciences**

**Deemed to be University**

### **Dr. Balasaheb Vikhe Patil Rural Medical College**

Loni Bk, Tal. Rahata, Dist. Ahmednagar

Key indicator 1.4: Feedback system

Consolidated feedback report Academic year 2019-2020



## Rural Medical College, Pravara Institute of Medical Sciences DU, Loni Bk.

### RMC STUDENTS FEEDBACK REPORT 2019-20

1. **Name of the College** : Rural Medical College, Loni
2. **Feedback Secretary** : Dr.S.M.Jain,  
Mobile Number : 8806019522  
Email : [drshailendramjain@gmail.com](mailto:drshailendramjain@gmail.com)
3. **Year and term** / batches for which feedback is taken.

| Sr. No | Batch        | No Students |
|--------|--------------|-------------|
| 1      | I/II MBBS    | 201         |
| 2      | II/II MBBS   | 202         |
| 4      | III/II MBBS  | 197         |
| 6      | III/IV MBBS  | 203         |
| 7      | Intern       | 122         |
| 8      | PGs          | 202         |
|        | <b>TOTAL</b> | <b>1127</b> |

#### 4. Summary of feedback methodology:

RMC, Loni BK, conducted online feedback for the assessment year 2019-2020. Total 846 UG and Interns students & 202 PGs gave their valuable feedback on following aspect using online google form through mobiles of students/laptop of students. Collected feedback data further analyzed and interpreted. Dr. Deepak Phalke, PIMS feedback committee coordinator gave valuable suggestion and guidance throughout the feedback process. Mr. Ratnaparkhi and Mr. Tushar, IT Department, Members of PIMS feedback committee and RMC feedback committee including Dr. Rajiv Desai, Dr. Gajanan Dhokikar, Dr. Akshay Bhandari, Dr Anoop Kharde and Dr. Sunil Thitme extended their timely technical help in feedback process.

Questionnaires were as per SOP of PIMS NOTIFICATION No. 62/2019, vide Annexures I, II & III, (Copy attached).

Following was the format of feedback.

#### A. FEEDBACK FORMAT FOR STUDENTS UG/PG

- A. Feedback on infrastructure and learning resources.
- B. Feedback on curriculum – Syllabus & Co – curricular aspects.
- C. Feedback on departmental teaching learning process.
- D. Feedback on faculty members.

## **B. FEEDBACK FROM OUT-GOING STUDENTS UG/PG (EXIT FEEDBACK)**

- A. Feedback on Academics, Facilities, Support & Services.
- B. Feedback on Curriculum, Syllabus & Co-curricular aspects.

## **C. FEEDBACK FROM INTERNS WHILE COMPLETING THEIR INTERNSHIP**

- A. Feedback on Academics, Facilities, Support & Services.
- B. Feedback on Curriculum, Syllabus & Co-curricular aspects.

## **A FEEDBACK FORMAT FOR STUDENTS UG/PG (Annexure I of SOP)**

### **A. Feedback on infrastructure and learning resources.**

Feedback of students about infrastructure and learning resources was assessed by asking responses on various areas of infrastructure. Total five questions were asked, each question was carrying five options on Likert Scale viz poor, average, good, very good & excellent carrying marks of 1, 2, 3, 4 & 5 respectively. An additional open box of opinion/suggestion was placed at the end. Overall feedback given by the students about infrastructure and learning resources was assessed by taking averages. Total average score about infrastructure and learning resources was taken out of five.

Following questions were asked about infrastructure and learning resources.

- 1) Basic learning resources (Lecture theaters, library, e-learning, Museum, skill lab, Practical labs etc.)
- 2) Clinical learning resources (hospital patients, support services, investigation & super-specialty facilities)
- 3) Community learning resources (adopted community/field visits, health centers, MD camps, NSS)
- 4) Hostel Facility (accommodation, mess, gym, 24 X 7 water, electricity & security)
- 5) Campus amenities with sports facilities (canteen, playground, garden, roads, bank, ATM)

**Opinion/Suggestions: .....**

### **B. Feed Back on Curriculum – Syllabus and Co-Curricular Aspects**

Feedback of students on Curriculum – Syllabus and Co-Curricular Aspects was assessed by asking responses on various areas syllabus & co-curricular aspects. Total 7 questions were asked, each question was carrying

1 – 5 score on Likert Scale. Students had given their responses to each question out of five. An additional open box of opinion/suggestion was placed at the end. Overall feedback given by the students about curriculum – syllabus & co-curricular aspects was assessed by taking average of all students' responses to each question out of 5 and then all 7 questions average taken out of five.

Grand average score on departmental teaching learning process was taken out of five.

1. Relevance of Curriculum / Syllabus. Their revision and update periodically
2. Curricular Planning, Design, development, Transaction and Delivery in their Academic programme

3. Curricular Focus on Knowledge, Skills, Competence, Attitude, Communication Skill, Employability and Entrepreneurship
4. Curricular Enrichment through Value Added Programmes / Training / Workshops to enhance Skills, competence and Professionation
5. Orientation towards Syllabus / Curriculum (Content / Delivery/Transaction / Evaluation) through Foundation / Induction /Orientation Programmes
6. Coverage of relevant and important topics like Environment, Climate Change, Demography, Health Determinants, Human Rights, Values and Ethics in the curriculum
7. Scope for Co- Curricular Activities and Beyond curriculum scholarly Activities. Transaction Like Guest Lecture / Seminar / Assignments / Research / Group Discussion/ Field work / Internship / Community Posting.

## **OPINION/SUGGESTION.....**

### **C. Feedback on departmental teaching learning process.**

Feedback of students on departmental teaching learning process was assessed by asking responses on various areas of departmental teaching learning process. Total 10 questions were asked, each question was carrying

1 – 5 score on Likert Scale. Students had given their responses to each question out of five. An additional open box of opinion/suggestion was placed at the end. Overall feedback given by the students about departmental teaching learning process was assessed by taking average of all students' responses to each question out of 5 and then all 10 questions average taken out of five.

Grand average score on departmental teaching learning process was taken out of five.

The questions were:

- 1) Advance teaching plan & its timely completion (Academic Calendar & Time Table):
- 2) Competencies, Learning Objectives and Course outcomes informed & discussed
- 3) Learning resources (museum, lab, PPT & question bank, community, health centers):
- 4) Teaching learning methodologies (syllabus-content, depth & innovative methods (viz. PBL, integrated teaching, seminars, quiz, research etc.):
- 5) Evaluation (fairness, transparency post assessment discussion in internal assessment):
- 6) Mentoring, Counseling & guidance for overall development
- 7) Extra guidance for excellent & weak students
- 8) Opportunities for student exchange, Externship & educational visits
- 9) Co-curricular extracurricular activities (NSS, guest lectures, health day celebration etc.):
- 10) Guidance for employability & improvement of skills (soft/life skills etc.):

### **Opinion / Suggestion: .....**

### **D. Feedback on faculty members.**

Feedback of students about faculty members was assessed by asking responses about faculty on various areas. Total five questions were asked, each question carrying five options on Likert scale. Students had given their response to each question out of five. Overall feedback given by the students about faculty member was assessed by taking average of all students' responses to each question of 5 and then average of all five questions taken out of five. An additional open box of opinion/suggestion was placed at the end.

Total score for each faculty member was out of five.

Following questions were asked

1. Subject Knowledge, preparedness & Skills:
2. Teaching Methodology & approach towards teaching:
3. Communication Skills:
4. Use of Information & communication technology, e- resources:
5. Attitude towards students

**Opinion / Suggestion:.....**

**A. Feedback from out-going students (UG or PG) on academic, facilities, support & services. (Exit feedback).**

**(Annexure II of SOP)**

Feedback of out-going students was assessed by responses given on the various aspects of academic facilities, support and services. Students had given response out of five to each question about quality of teacher, advance teaching plan, learning resources, teaching learning methodology, fairness and transparency in evaluation and internal assessment and basic learning resources on Likert scale. Overall feedback given by the students was assessed by taking average out of 5. An additional open box of opinion/suggestion was placed at the end.

Following questions were asked.

**A. Feedback on academic, facilities, support & services.**

- 1) Quality of teachers:
- 2) Advance teaching plan (academic calendar & time tables):
- 3) Learning resources (Museum, lab, PPT & Question bank, community, health centers)
- 4) Teaching learning methodologies (syllabus-content, depth & coverage, innovative methods viz. PBL, integrated teaching, seminars, quiz, research etc. :)
- 5) Evaluation (fairness, transparency in internal assessment)
- 6) Co-curricular extracurricular activities (NSS, guest lectures, health day celebration, Padmanjali etc : )
- 7) Basic learning resources (Lecture theaters, library, e-learning, Museum, skill lab, practical labs etc ) :
- 8) Clinical learning resources (Hospital patients, support services, investigation & super specialty facilities) :
- 9) Community learning resources (adopted community/field visits, health centers, MD camp, NSS )
- 10) Hostel facility (accommodation,mess,gym,24\*7 water, electricity & security ) :
- 11) Campus amenities with sports facilities ( canteen, playgrounds, garden ,roads, bank ATM) facilities for student council & cultural activities (Padamanjali)
- 12) Curricular enrichment & update of contents, training programs
- 13) Quality of Technical/Paramedical/Nursing/Support Staff

**Opinion/Suggestion: .....**



## **B. Feed Back on Curriculum – Syllabus and Co-Curricular Aspects**

Feedback of students on Curriculum – Syllabus and Co-Curricular Aspects was assessed by asking responses on various areas syllabus & co-curricular aspects. Total 7 questions were asked, each question was carrying

1 – 5 score on Likert Scale. Students had given their responses to each question out of five. An additional open box of opinion/suggestion was placed at the end. Overall feedback given by the students about curriculum – syllabus & co-curricular aspects was assessed by taking average of all students' responses to each question out of 5 and then all 7 questions average taken out of five.

Grand average score on departmental teaching learning process was taken out of five.

1. Relevance of Curriculum / Syllabus Their revision and update periodically
2. Curricular Planning, Design, development, Transaction and Delivery in their Academic programme
3. Curricular Focus on Knowledge, Skills, Competence, Attitude, Communication Skill, Employability and Entrepreneurship
4. Curricular Enrichment through Value Added Programmes / Training / Workshops to enhance Skills, competence and Professionation
5. Orientation towards Syllabus / Curriculum (Content / Delivery/Transaction / Evaluation) through Foundation / Induction /Orientation Programmes
6. Coverage of relevant and important topics like Environment, Climate Change, Demography, Health Determinants, Human Rights, Values and Ethics in the curriculum
7. Scope for Co- Curricular Activities and Beyond curriculum scholarly Activities. Transaction Like Guest Lecture / Seminar / Assignments / Research / Group Discussion/ Field work / Internship / Community Posting.

### **OPINION/SUGGESTION.....**

## **C. Format of Feedback from Interns (while getting their internship completion certificate) (Annexure III of SOP)**

Feedback of intern students while they were getting their internship completion certificate was assessed by responses given on the various aspects of academic facilities, support and services as well as syllabus & cocurricular aspects. Students had given response out of five to each question about their training schedules, casualty, ward & OT/OPD trainings, their skill acquirement, professional developments & other aspects of internship and basic learning resources on Likert scale. Overall feedback given by the students was assessed by taking average out of 5. An additional open box of opinion/suggestion was placed at the end.

Following questions were asked for -

### **A. Feedback on academic, facilities, support & services.**

1. Training schedule & rotation.
2. Training in casualty/ward/OT/OPD.
3. Training in community health care.
4. Learning & training from peers (senior faculty members).
5. Training on writing case sheets/Performa/discharge certificates.

6. Skill development in clinical practices, practical care, therapeutics & diagnostics.
7. Professional development/competence development.
8. Facilities provided at the hospital during internship.
9. Residential/boarding facilities.
10. Participation policy for interns in CME/VAP.
11. Quality of technical/paramedical/nursing/support staff.

**Opinion/Suggestion: .....**

## **B. Feed Back on Curriculum – Syllabus and Co-Curricular Aspects**

Feedback of students on Curriculum – Syllabus and Co-Curricular Aspects was assessed by asking responses on various areas syllabus & co-curricular aspects. Total 7 questions were asked, each question was carrying

1 – 5 score on Likert Scale. Students had given their responses to each question out of five. An additional open box of opinion/suggestion was placed at the end. Overall feedback given by the students about curriculum – syllabus & co-curricular aspects was assessed by taking average of all students' responses to each question out of 5 and then all 7 questions average taken out of five.

Grand average score on departmental teaching learning process was taken out of five.

- 1) Relevance of Curriculum / Syllabus Their revision and update periodically
- 2) Curricular Planning, Design, development, Transaction and Delivery in their Academic programme
- 3) Curricular Focus on Knowledge, Skills, Competence, Attitude, Communication Skill, Employability and Entrepreneurship
- 4) Curricular Enrichment through Value Added Programmes / Training / Workshops to enhance Skills, competence and Professionation
- 5) Orientation towards Syllabus / Curriculum (Content / Delivery/Transaction / Evaluation) through Foundation / Induction /Orientation Programmes
- 6) Coverage of relevant and important topics like Environment, Climate Change, Demography, Health Determinants, Human Rights, Values and Ethics in the curriculum
- 7) Scope for Co- Curricular Activities and Beyond curriculum scholarly Activities. Transaction Like Guest Lecture / Seminar / Assignments / Research / Group Discussion/ Field work / Internship / Community Posting.

**OPINION/SUGGESTION.....**

**Observations and Interpretation:**

RESPONSE FREQUENCY TABLE

| S.N. | Batch           | Total No. of Students | Numbers gave response | Response % |
|------|-----------------|-----------------------|-----------------------|------------|
| 1    | I MBBS          | 201                   | 184                   | 91.54      |
| 2    | II MBBS         | 202                   | 159                   | 78.71      |
| 3    | III MBBS Part 1 | 197                   | 181                   | 91.87      |
| 4    | III MBBS Part 2 | 203                   | 127                   | 62.56      |
| 5    | Interns         | 122                   | 100                   | 81.96      |
| 6    | PGs             | 202                   | 69                    | 34.1       |
|      | <b>TOTAL</b>    | <b>1127</b>           | <b>844</b>            | <b>75</b>  |

**A. Feedback on infrastructure and learning resources.**

**2019-20 I MBBS INFRASTRUCTURE FEEDBACK REPORT**

| Questions  | 5 Excellent | 4 Very good | 3 Good | 2 Average | 1 Poor | Total | Average Score |
|--|-------------|-------------|--------|-----------|--------|-------|---------------|
| 1. Basic learning resources (Lecture theaters, library, e-learning, Museum, skill lab, Practical labs etc.)      | 24          | 39          | 91     | 28        | 2      | 607   | 3.30          |
| 2. Clinical learning resources (hospital patients, support services, investigation & super-specialty facilities) | 23          | 50          | 80     | 26        | 5      | 612   | 3.33          |
| 3. Community learning resources (adopted community/field visits, health centers, MD camps, NSS )                 | 23          | 49          | 79     | 27        | 6      | 608   | 3.30          |
| 4. Hostel Facility (accommodation, mess, gym, 24*7 water, electricity & security)                                | 8           | 30          | 52     | 46        | 48     | 456   | 2.48          |
| 5. Campus amenities with sports facilities (canteen, playground, garden, roads, bank, ATM)                       | 14          | 25          | 77     | 56        | 12     | 525   | 2.85          |
| <b>Total</b>   |             |             |        |           |        |       | <b>3.05</b>   |

**2019-20 II MBBS FEEDBACK ON INFRASTRUCTURE REPORT, RMC**

| <b>Questions</b>   | <b>5<br/>Excellent</b> | <b>4<br/>Very<br/>good</b> | <b>3<br/>Good</b> | <b>2<br/>Averag<br/>e</b> | <b>1 Poor</b> | <b>Total<br/>Responses</b> | <b>Total<br/>Score</b> | <b>Avera<br/>ge<br/>Score</b> |
|--|------------------------|----------------------------|-------------------|---------------------------|---------------|----------------------------|------------------------|-------------------------------|
| [1. Basic learning resources (Lecture theaters, library, e-learning, Museum, skill lab, Practical labs etc.)]      | 28                     | 49                         | 62                | 19                        | 1             | 159                        | 561                    | 3.53                          |
| [2. Clinical learning resources (hospital patients, support services, investigation & super-specialty facilities)] | 30                     | 44                         | 55                | 25                        | 5             | 159                        | 546                    | 3.43                          |
| [3. Community learning resources (adopted community/field visits, health centers, MD camps, NSS )]                 | 33                     | 44                         | 60                | 21                        | 1             | 159                        | 564                    | 3.55                          |
| [4. Hostel Facility (accommodation, mess, gym, 24*7 water, electricity & security)]                                | 18                     | 17                         | 42                | 38                        | 44            | 159                        | 404                    | 2.54                          |
| [5. Campus amenities with sports facilities (canteen, playground, garden, roads, bank, ATM)]                       | 19                     | 32                         | 52                | 39                        | 17            | 159                        | 474                    | 2.98                          |
| <b>Total</b>   |                        |                            |                   |                           |               | <b>795</b>                 |                        | <b>3.21</b>                   |

**2019-20 III MBBS (PART-I) FEEDBACK INFRASTRUCTURE REPORT, RMC**

| <b>Questions</b>   | <b>5<br/>Excellent</b> | <b>4<br/>Very<br/>good</b> | <b>3<br/>Good</b> | <b>2<br/>Average</b> | <b>1<br/>Poor</b> | <b>Total<br/>Responses</b> | <b>Total<br/>Score</b> | <b>Average<br/>Score</b> |
|--|------------------------|----------------------------|-------------------|----------------------|-------------------|----------------------------|------------------------|--------------------------|
| [1. Basic learning resources (Lecture theaters, library, e-learning, Museum, skill lab, Practical labs etc.)]      | 39                     | 40                         | 59                | 33                   | 10                | 181                        | 608                    | 3.36                     |
| [2. Clinical learning resources (hospital patients, support services, investigation & super-specialty facilities)] | 41                     | 40                         | 66                | 30                   | 4                 | 181                        | 627                    | 3.46                     |
| [3. Community learning resources (adopted community/field visits, health centers, MD camps, NSS )]                 | 47                     | 38                         | 68                | 24                   | 4                 | 181                        | 643                    | 3.55                     |
| [4. Hostel Facility (accommodation, mess, gym, 24*7 water, electricity & security)]                                | 32                     | 26                         | 54                | 39                   | 30                | 181                        | 534                    | 2.95                     |
| [5. Campus amenities with sports facilities (canteen, playground, garden, roads, bank, ATM)]                       | 36                     | 38                         | 57                | 37                   | 13                | 181                        | 590                    | 3.26                     |
| <b>Total</b>   |                        |                            |                   |                      |                   | <b>905</b>                 |                        | <b>3.32</b>              |

**2019-20 III MBBS (PART-II) FEEDBACK ON INFRASTRUCTURE REPORT, RMC**

| <b>Questions</b>   | <b>5<br/>Excellent</b> | <b>4<br/>Very<br/>good</b> | <b>3<br/>Good</b> | <b>2<br/>Average</b> | <b>1 Poor</b> | <b>Total<br/>Responses</b> | <b>Total<br/>Score</b> | <b>Average<br/>Score</b> |
|--|------------------------|----------------------------|-------------------|----------------------|---------------|----------------------------|------------------------|--------------------------|
| [1. Basic learning resources (Lecture theaters, library, e-learning, Museum, skill lab, Practical labs etc.)]      | 41                     | 28                         | 49                | 9                    | 0             | 127                        | 482                    | 3.80                     |
| [2. Clinical learning resources (hospital patients, support services, investigation & super-specialty facilities)] | 41                     | 27                         | 44                | 14                   | 1             | 127                        | 474                    | 3.73                     |
| [3. Community learning resources (adopted community/field visits, health centers, MD camps, NSS )]                 | 42                     | 32                         | 40                | 11                   | 2             | 127                        | 482                    | 3.80                     |
| [4. Hostel Facility (accommodation, mess, gym, 24*7 water, electricity & security)]                                | 32                     | 22                         | 41                | 20                   | 12            | 127                        | 423                    | 3.33                     |
| [5. Campus amenities with sports facilities (canteen, playground, garden, roads, bank, ATM)]                       | 35                     | 26                         | 40                | 16                   | 10            | 127                        | 441                    | 3.47                     |
| <b>Total</b>   |                        |                            |                   |                      |               | <b>635</b>                 |                        | <b>3.63</b>              |

## **Feedback score analysis on infrastructure and learning resources.**

Above table and graph shows that all the programme had score nearing 4 except in most. Grand average of all 5 items was 3& 4 meaning it is Good to Very good.

Following is the summary of opinions/suggestions:

Though most of the students seem to be satisfied with the infrastructure & learning resources, as reflected by Likert scoring, many students opined about some areas in heading of opinion/suggestion which are summarized as under:

- 1 Mess – There were suggestions to improve quality of food, richer menu, better hygiene, more mess workers to enable timely supply of food.
2. Shankla hostel – Many complained about the lodging, boarding & location as well as water quality.
3. Quality of water - Many students complained about the quality of water (drinking & other)
  - 2 Renovation of old hostels is suggested by many.
  - 3 Sanitation especially toilets should be improved.
  - 4 Food court food quality should improve
  7. Need of swimming pool in the campus
  8. More gardens
  9. Sports
    - a. Good Jogging track
    - b. Cricket net practice
    - c. Betterment of basketball & tennis court
    - d. Maintenance of main ground

Enough copies of recent editions of standard text books in central library

**B. Feedback on curriculum – syllabus & co-curricular aspects**

**2019-20 I MBBS CURRICULUM FEEDBACK REPORT, RMC**

| <b>Question</b>   | <b>5<br/>Excell<br/>ent</b> | <b>4<br/>Very<br/>good</b> | <b>3<br/>Go<br/>od</b> | <b>2<br/>Aver<br/>age</b> | <b>1<br/>Poor</b> | <b>Total</b> | <b>Avera<br/>ge<br/>Score</b> |
|---|-----------------------------|----------------------------|------------------------|---------------------------|-------------------|--------------|-------------------------------|
| 1. Relevance of Curriculum / Syllabus Their revision and update periodically  | 18                          | 48                         | 80                     | 33                        | 5                 | 593          | 3.22                          |
| 2. Curricular Planning, Design, Development, Transaction and Delivery in their Academic Programmes  | 16                          | 46                         | 82                     | 35                        | 5                 | 585          | 3.18                          |
| 3. Curricular Focus on Knowledge, Skills, Competence, Attitude, Communication Skill, Employability and Entrepreneurship   | 17                          | 57                         | 67                     | 35                        | 8                 | 592          | 3.22                          |
| 4. Curricular Enrichment through Value Added Programmes / Training / Workshops to enhance Skills, competence and Professionation  | 15                          | 47                         | 65                     | 42                        | 15                | 557          | 3.03                          |
| 5. Orientation towards Syllabus / Curriculum (Content / Delivery/Transaction / Evaluation) through Foundation / Induction /Orientation Programmes   | 25                          | 50                         | 74                     | 30                        | 5                 | 612          | 3.33                          |
| 6. Coverage of relevant and important topics like Environment, Climate Charge, Demography, Health Determinants, Human Rights, Values and Ethics in the curriculum   | 20                          | 46                         | 69                     | 38                        | 11                | 578          | 3.14                          |
| 7. Scope for Co- Curricular Activities and Beyond curriculum scholarly Activities. Transaction Like Guest Lecture / Seminar / Assignments / Research / Group Discussion/ Field work / Internship / Community Posting. | 24                          | 47                         | 65                     | 42                        | 6                 | 593          | 3.22                          |
| <b>Total</b>  |                             |                            |                        |                           |                   |              | <b>3.19</b>                   |



**2019-20 II MBBS CURRICULUM FEEDBACK REPORT, RMC**

|   | <b>5 Excellent</b> | <b>4 Very good</b> | <b>3 Good</b> | <b>2 Average</b> | <b>1 Poor</b> | <b>Total Responses</b> | <b>Total Score</b> | <b>Average Score</b> |
|---|--------------------|--------------------|---------------|------------------|---------------|------------------------|--------------------|----------------------|
| [1. Relevance of Curriculum / Syllabus Their revision and update periodically]  | 31                 | 46                 | 59            | 22               | 1             | 159                    | 561                | 3.53                 |
| [2. Curricular Planning, Design, Development, Transaction and Delivery in their Academic Programmes]  | 28                 | 47                 | 60            | 23               | 1             | 159                    | 555                | 3.49                 |
| [3. Curricular Focus on Knowledge, Skills, Competence, Attitude, Communication Skill, Employability and Entrepreneurship]   | 23                 | 44                 | 61            | 26               | 5             | 159                    | 531                | 3.34                 |
| [4. Curricular Enrichment through Value Added Programmes / Training / Workshops to enhance Skills, competence and Professionation]  | 22                 | 44                 | 64            | 26               | 3             | 159                    | 533                | 3.35                 |
| [5. Orientation towards Syllabus / Curriculum (Content / Delivery/Transaction / Evaluation) through Foundation / Induction /Orientation Programmes]   | 25                 | 53                 | 54            | 26               | 1             | 159                    | 552                | 3.47                 |
| [6. Coverage of relevant and important topics like Environment, Climate Change, Demography, Health Determinants, Human Rights, Values and Ethics in the curriculum]   | 25                 | 52                 | 57            | 23               | 2             | 159                    | 552                | 3.47                 |
| [7. Scope for Co- Curricular Activities and Beyond curriculum scholarly Activities. Transaction Like Guest Lecture / Seminar / Assignments / Research / Group Discussion/ Field work / Internship / Community Posting.] | 22                 | 56                 | 64            | 14               | 3             | 159                    | 557                | 3.50                 |
| <b>Total</b>  |                    |                    |               |                  |               | <b>795</b>             |                    | <b>3.44</b>          |

**2019-20 III MBBS (PART-I) CURRICULUM FEEDBACK REPORT, RMC**

| <b>Questions</b>  | <b>5<br/>Excellent</b> | <b>4<br/>Very<br/>good</b> | <b>3<br/>Good</b> | <b>2<br/>Average</b> | <b>1<br/>Poor</b> | <b>Total<br/>Respo<br/>nses</b> | <b>Total<br/>Score</b> | <b>Averag<br/>e Score</b> |
|---|------------------------|----------------------------|-------------------|----------------------|-------------------|---------------------------------|------------------------|---------------------------|
| [1. Relevance of Curriculum / Syllabus Their revision and update periodically]  | 45                     | 46                         | 52                | 32                   | 6                 | 181                             | 635                    | 3.51                      |
| [2. Curricular Planning, Design, Development, Transaction and Delivery in their Academic Programmes]  | 42                     | 50                         | 51                | 35                   | 3                 | 181                             | 636                    | 3.51                      |
| [3. Curricular Focus on Knowledge, Skills, Competence, Attitude, Communication Skill, Employability and Entrepreneurship]   | 45                     | 44                         | 54                | 30                   | 8                 | 181                             | 631                    | 3.49                      |
| [4. Curricular Enrichment through Value Added Programmes / Training / Workshops to enhance Skills, competence and Professionation]  | 45                     | 47                         | 50                | 32                   | 7                 | 181                             | 634                    | 3.50                      |
| [5. Orientation towards Syllabus / Curriculum (Content / Delivery/Transaction / Evaluation) through Foundation / Induction /Orientation Programmes]   | 46                     | 47                         | 52                | 33                   | 3                 | 181                             | 643                    | 3.55                      |
| [6. Coverage of relevant and important topics like Environment, Climate Change, Demography, Health Determinants, Human Rights, Values and Ethics in the curriculum]   | 52                     | 48                         | 53                | 26                   | 2                 | 181                             | 665                    | 3.67                      |
| [7. Scope for Co- Curricular Activities and Beyond curriculum scholarly Activities. Transaction Like Guest Lecture / Seminar / Assignments / Research / Group Discussion/ Field work / Internship / Community Posting.] | 48                     | 51                         | 50                | 28                   | 4                 | 181                             | 654                    | 3.61                      |
| <b>Total</b>  |                        |                            |                   |                      |                   | <b>905</b>                      |                        | <b>3.51</b>               |

**2019-20 III MBBS (PART-II) FEEDBACK ON CURRICULUM REPORT, RMC**

| <b>Questions</b>  | <b>5<br/>Excellent</b> | <b>4<br/>Very<br/>good</b> | <b>3<br/>Good</b> | <b>2<br/>Avera<br/>ge</b> | <b>1<br/>Poor</b> | <b>Total<br/>Respon<br/>ses</b> | <b>Total<br/>Scor<br/>e</b> | <b>Averag<br/>e Score</b> |
|---|------------------------|----------------------------|-------------------|---------------------------|-------------------|---------------------------------|-----------------------------|---------------------------|
| [1. Relevance of Curriculum / Syllabus Their revision and update periodically]  | 34                     | 35                         | 36                | 20                        | 1                 | 126                             | 459                         | 3.64                      |
| [2. Curricular Planning, Design, Development, Transaction and Delivery in their Academic Programmes]  | 37                     | 39                         | 33                | 15                        | 2                 | 126                             | 472                         | 3.75                      |
| [3. Curricular Focus on Knowledge, Skills, Competence, Attitude, Communication Skill, Employability and Entrepreneurship]   | 38                     | 35                         | 34                | 17                        | 2                 | 126                             | 468                         | 3.71                      |
| [4. Curricular Enrichment through Value Added Programmes / Training / Workshops to enhance Skills, competence and Professionation]  | 39                     | 36                         | 32                | 16                        | 3                 | 126                             | 470                         | 3.73                      |
| [5. Orientation towards Syllabus / Curriculum (Content / Delivery/Transaction / Evaluation) through Foundation / Induction /Orientation Programmes]   | 41                     | 29                         | 39                | 16                        | 1                 | 126                             | 471                         | 3.74                      |
| [6. Coverage of relevant and important topics like Environment, Climate Charge, Demography, Health Determinants, Human Rights, Values and Ethics in the curriculum]   | 37                     | 38                         | 34                | 15                        | 2                 | 126                             | 471                         | 3.74                      |
| [7. Scope for Co- Curricular Activities and Beyond curriculum scholarly Activities. Transaction Like Guest Lecture / Seminar / Assignments / Research / Group Discussion/ Field work / Internship / Community Posting.] | 42                     | 32                         | 36                | 14                        | 2                 | 126                             | 476                         | 3.78                      |
| <b>Total</b>  |                        |                            |                   |                           |                   | <b>630</b>                      |                             | <b>3.71</b>               |

**C. Feedback on departmental teaching learning process**

**2019-20 I MBBS FB Report of Departments, RMC**

| <b>Departmental</b> | <b>Question</b>   | <b>5<br/>Excellent</b> | <b>4<br/>Very good</b> | <b>3<br/>Good</b> | <b>2<br/>Average</b> | <b>1<br/>Poor</b> | <b>Total<br/>Responses</b> | <b>Average<br/>Score</b> |
|---------------------|---|------------------------|------------------------|-------------------|----------------------|-------------------|----------------------------|--------------------------|
| Anatomy             | 1. Advance teaching plan & its timely completion (Academic Calendar & Time Table  | 95                     | 55                     | 70                | 25                   | 4                 | 249                        | <b>3.85</b>              |
| Anatomy             | 2. Competencies, Learning Objectives and Course outcomes informed & discuss   | 90                     | 44                     | 60                | 15                   | 4                 | 213                        | <b>3.94</b>              |
| Anatomy             | 3. Learning resources (museum, lab, PPT & question bank, community, health centers  | 97                     | 60                     | 63                | 28                   | 5                 | 253                        | <b>3.85</b>              |
| Anatomy             | 4. Teaching leaning methodologies (syllabus-content, depth & innovative methods (viz. PBL, integrated teaching, seminars, quiz, research etc. | 156                    | 47                     | 68                | 33                   | 12                | 316                        | <b>3.96</b>              |
| Anatomy             | 5. Evaluation (fairness, transparency post assessment discussion in internal assessment   | 102                    | 50                     | 68                | 24                   | 15                | 259                        | <b>3.77</b>              |
| Anatomy             | 6. Mentoring, Counseling & guidance for overall development   | 72                     | 52                     | 59                | 31                   | 14                | 228                        | <b>3.60</b>              |
| Anatomy             | 7. Extra guidance for excellent & weak student  | 60                     | 34                     | 69                | 38                   | 16                | 217                        | <b>3.39</b>              |

|         |   |     |    |    |    |    |     |             |
|---------|---|-----|----|----|----|----|-----|-------------|
| Anatomy | 8. Opportunities for student exchange, Externship & educational visi                          | 83  | 29 | 58 | 46 | 27 | 243 | <b>3.39</b> |
| Anatomy | 9. Co-curricular extracurricular activities (NSS, guest lectures, health day celebration etc. | 108 | 40 | 66 | 40 | 12 | 266 | <b>3.72</b> |
| Anatomy | 10. Guidance for employability & improvement of skills (soft/life skills etc.                 | 92  | 39 | 61 | 40 | 18 | 250 | <b>3.59</b> |
|         | <b>Total</b>  |     |    |    |    |    |     | <b>3.71</b> |

|                  |   |     |    |    |    |   |     |             |
|------------------|---|-----|----|----|----|---|-----|-------------|
| Biochemist<br>ry | 1. Advance teaching plan & its timely completion (Academic Calendar & Time Table  | 100 | 45 | 76 | 12 | 2 | 235 | <b>3.97</b> |
| Biochemist<br>ry | 2. Competencies, Learning Objectives and Course outcomes informed & discuss   | 95  | 57 | 67 | 17 | 2 | 238 | <b>3.95</b> |
| Biochemist<br>ry | 3. Learning resources (museum, lab, PPT & question bank, community, health centers  | 102 | 55 | 57 | 21 | 2 | 237 | <b>3.99</b> |
| Biochemist<br>ry | 4. Teaching leaning methodologies (syllabus-content, depth & innovative methods (viz. PBL, integrated teaching, seminars, quiz, research etc. | 161 | 45 | 59 | 30 | 2 | 297 | <b>4.12</b> |
| Biochemist<br>ry | 5. Evaluation (fairness, transparency post assessment discussion in internal assessment   | 107 | 48 | 63 | 16 | 7 | 241 | <b>3.96</b> |

|                  |   |     |    |    |    |    |     |             |
|------------------|---|-----|----|----|----|----|-----|-------------|
| Biochemist<br>ry | 6. Mentoring,<br>Counseling &<br>guidance for overall<br>development                                      | 77  | 47 | 56 | 24 | 10 | 214 | <b>3.73</b> |
| Biochemist<br>ry | 7. Extra guidance for<br>excellent & weak<br>student  | 65  | 42 | 53 | 32 | 12 | 204 | <b>3.57</b> |
| Biochemist<br>ry | 8. Opportunities for<br>student exchange,<br>Externship &<br>educational visit                            | 88  | 38 | 56 | 36 | 19 | 237 | <b>3.59</b> |
| Biochemist<br>ry | 9. Co-curricular<br>extracurricular<br>activities (NSS, guest<br>lectures, health day<br>celebration etc. | 113 | 44 | 59 | 32 | 12 | 260 | <b>3.82</b> |
| Biochemist<br>ry | 10. Guidance for<br>employability &<br>improvement of skills<br>(soft/life skills etc.                    | 97  | 40 | 53 | 38 | 11 | 239 | <b>3.73</b> |
| <b>Total</b>     |   |     |    |    |    |    |     | <b>3.84</b> |

|            |  |     |    |    |    |   |     |             |
|------------|--|-----|----|----|----|---|-----|-------------|
| Physiology | 1. Advance teaching<br>plan & its timely<br>completion (Academic<br>Calendar & Time<br>Table   | 98  | 57 | 71 | 18 | 6 | 250 | <b>3.89</b> |
| Physiology | 2. Competencies,<br>Learning Objectives<br>and Course outcomes<br>informed & discuss           | 93  | 56 | 71 | 20 | 6 | 246 | <b>3.85</b> |
| Physiology | 3. Learning resources<br>(museum, lab, PPT &<br>question bank,<br>community, health<br>centers | 100 | 54 | 74 | 19 | 4 | 251 | <b>3.90</b> |

|              |   |     |    |    |    |    |     |             |
|--------------|---|-----|----|----|----|----|-----|-------------|
| Physiology   | 4. Teaching leaning methodologies (syllabus-content, depth & innovative methods (viz. PBL, integrated teaching, seminars, quiz, research etc. | 159 | 58 | 68 | 21 | 8  | 314 | <b>4.08</b> |
| Physiology   | 5. Evaluation (fairness, transparency post assessment discussion in internal assessment   | 105 | 47 | 73 | 22 | 12 | 259 | <b>3.81</b> |
| Physiology   | 6. Mentoring, Counseling & guidance for overall development   | 75  | 53 | 63 | 27 | 13 | 231 | <b>3.65</b> |
| Physiology   | 7. Extra guidance for excellent & weak student  | 63  | 42 | 60 | 35 | 15 | 215 | <b>3.48</b> |
| Physiology   | 8. Opportunities for student exchange, Externship & educational visit   | 86  | 42 | 58 | 39 | 19 | 244 | <b>3.56</b> |
| Physiology   | 9. Co-curricular extracurricular activities (NSS, guest lectures, health day celebration etc.   | 111 | 41 | 66 | 36 | 15 | 269 | <b>3.73</b> |
| Physiology   | 10. Guidance for employability & improvement of skills (soft/life skills etc.   | 95  | 45 | 63 | 31 | 17 | 251 | <b>3.68</b> |
| <b>Total</b> |   |     |    |    |    |    |     | <b>3.76</b> |

**2019-20 II MBBS PATHOLOGY DEPARTMENTAL FB REPORT, RMC**

| <b>Questions</b>  | <b>5<br/>Excell<br/>ent</b> | <b>4 Very<br/>good</b> | <b>3<br/>Good</b> | <b>2<br/>Average</b> | <b>1<br/>Poor</b> | <b>TOTAL<br/>Response<br/>s</b> | <b>Total<br/>Score</b> | <b>Average<br/>Score</b> |
|---|-----------------------------|------------------------|-------------------|----------------------|-------------------|---------------------------------|------------------------|--------------------------|
| [1. Advance teaching plan & its timely completion (Academic Calendar & Time Table):]  | 29                          | 56                     | 52                | 20                   | 2                 | 159                             | 567                    | <b>3.57</b>              |
| [2. Competencies, Learning Objectives and Course outcomes informed & discussed]   | 26                          | 55                     | 53                | 23                   | 2                 | 159                             | 557                    | <b>3.50</b>              |
| [3. Learning resources (museum, lab, PPT & question bank, community, health centers):]  | 36                          | 54                     | 49                | 19                   | 1                 | 159                             | 582                    | <b>3.66</b>              |
| [4. Teaching leaning methodologies (syllabus-content, depth & innovative methods (viz. PBL, integrated teaching, seminars, quiz, research etc.):] | 30                          | 46                     | 59                | 18                   | 6                 | 159                             | 553                    | <b>3.48</b>              |
| [5. Evaluation (fairness, transparency post assessment discussion in internal assessment):]   | 27                          | 50                     | 53                | 24                   | 5                 | 159                             | 547                    | <b>3.44</b>              |
| [6. Mentoring, Counseling & guidance for overall development]   | 26                          | 48                     | 57                | 22                   | 6                 | 159                             | 543                    | <b>3.42</b>              |
| [7. Extra guidance for excellent & weak students]   | 22                          | 41                     | 49                | 33                   | 14                | 159                             | 501                    | <b>3.15</b>              |
| [8. Opportunities for student exchange, Externship & educational visits]  | 23                          | 34                     | 55                | 35                   | 12                | 159                             | 498                    | <b>3.13</b>              |
| [9. Co-curricular extracurricular activities (NSS, guest lectures, health day celebration etc.):]   | 30                          | 42                     | 62                | 24                   | 1                 | 159                             | 553                    | <b>3.48</b>              |
| [10. Guidance for employability & improvement of skills (soft/life skills etc.):]   | 23                          | 38                     | 65                | 24                   | 9                 | 159                             | 519                    | <b>3.26</b>              |
| <b>Total</b>  |                             |                        |                   |                      |                   | <b>795</b>                      |                        | <b>3.53</b>              |



**2019-20 II MBBS MICROBIOLOGY DEPARTMENTAL FB REPORT, RMC**

| <b>Questions</b>  | <b>5<br/>Excell<br/>ent</b> | <b>4<br/>Very<br/>good</b> | <b>3<br/>Good</b> | <b>2<br/>Averag<br/>e</b> | <b>1 Poor</b> | <b>TOTAL<br/>Responses</b> | <b>Total<br/>Score</b> | <b>Aver<br/>age<br/>Score</b> |
|---|-----------------------------|----------------------------|-------------------|---------------------------|---------------|----------------------------|------------------------|-------------------------------|
| [1. Advance teaching plan & its timely completion (Academic Calendar & Time Table):]  | 28                          | 47                         | 63                | 19                        | 2             | 159                        | 557                    | <b>3.50</b>                   |
| [2. Competencies, Learning Objectives and Course outcomes informed & discussed]   | 25                          | 47                         | 64                | 21                        | 2             | 159                        | 549                    | <b>3.45</b>                   |
| [3. Learning resources (museum, lab, PPT & question bank, community, health centers):]  | 26                          | 45                         | 69                | 18                        | 1             | 159                        | 554                    | <b>3.48</b>                   |
| [4. Teaching leaning methodologies (syllabus-content, depth & innovative methods (viz. PBL, integrated teaching, seminars, quiz, research etc.):] | 26                          | 41                         | 59                | 31                        | 2             | 159                        | 535                    | <b>3.36</b>                   |
| [5. Evaluation (fairness, transparency post assessment discussion in internal assessment):]   | 27                          | 36                         | 62                | 27                        | 7             | 159                        | 526                    | <b>3.31</b>                   |
| [6. Mentoring, Counseling & guidance for overall development]   | 23                          | 37                         | 65                | 26                        | 8             | 159                        | 518                    | <b>3.26</b>                   |
| [7. Extra guidance for excellent & weak students]   | 21                          | 32                         | 60                | 32                        | 14            | 159                        | 491                    | <b>3.09</b>                   |
| [8. Opportunities for student exchange, Externship & educational visits]  | 19                          | 34                         | 58                | 37                        | 11            | 159                        | 490                    | <b>3.08</b>                   |
| [9. Co-curricular extracurricular activities (NSS, guest lectures, health day celebration etc.):]   | 24                          | 35                         | 70                | 25                        | 5             | 159                        | 525                    | <b>3.30</b>                   |
| [10. Guidance for employability & improvement of skills (soft/life skills etc.):]   | 22                          | 40                         | 57                | 33                        | 7             | 159                        | 514                    | <b>3.23</b>                   |
| <b>Total</b>  |                             |                            |                   |                           |               | <b>795</b>                 |                        | <b>3.42</b>                   |

**2019-20 II MBBS PHARMACOLOGY DEPARTMENTAL FB REPORT, RMC**

| <b>QUESTION</b>   | <b>5<br/>Excell<br/>ent</b> | <b>4 Very<br/>good</b> | <b>3 Good</b> | <b>2<br/>Average</b> | <b>1 Poor</b> | <b>TOTAL<br/>Respon<br/>ses</b> | <b>Total<br/>Score</b> | <b>Average<br/>Score</b> |
|---|-----------------------------|------------------------|---------------|----------------------|---------------|---------------------------------|------------------------|--------------------------|
| [1. Advance teaching plan & its timely completion (Academic Calendar & Time Table):]  | 40                          | 54                     | 45            | 16                   | 4             | 159                             | 587                    | <b>3.69</b>              |
| [2. Competencies, Learning Objectives and Course outcomes informed & discussed]   | 33                          | 56                     | 48            | 20                   | 2             | 159                             | 575                    | <b>3.62</b>              |
| [3. Learning resources (museum, lab, PPT & question bank, community, health centers):]  | 34                          | 50                     | 52            | 19                   | 4             | 159                             | 568                    | <b>3.57</b>              |
| [4. Teaching leaning methodologies (syllabus-content, depth & innovative methods (viz. PBL, integrated teaching, seminars, quiz, research etc.):] | 37                          | 48                     | 50            | 19                   | 5             | 159                             | 570                    | <b>3.58</b>              |
| [5. Evaluation (fairness, transparency post assessment discussion in internal assessment):]   | 29                          | 48                     | 52            | 21                   | 9             | 159                             | 544                    | <b>3.42</b>              |
| [6. Mentoring, Counseling & guidance for overall development]   | 33                          | 50                     | 45            | 22                   | 9             | 159                             | 553                    | <b>3.48</b>              |
| [7. Extra guidance for excellent & weak students]   | 29                          | 42                     | 50            | 22                   | 16            | 159                             | 523                    | <b>3.29</b>              |
| [8. Opportunities for student exchange, Externship & educational visits]  | 30                          | 40                     | 48            | 26                   | 15            | 159                             | 521                    | <b>3.28</b>              |
| [9. Co-curricular extracurricular activities (NSS, guest lectures, health day celebration etc.):]   | 33                          | 41                     | 56            | 22                   | 7             | 159                             | 548                    | <b>3.45</b>              |
| [10. Guidance for employability & improvement of skills (soft/life skills etc.):]   | 31                          | 42                     | 54            | 22                   | 10            | 159                             | 539                    | <b>3.39</b>              |
| <b>Total</b>  |                             |                        |               |                      |               | <b>795</b>                      |                        | <b>3.58</b>              |

**2019-20 II MBBS FORENSIC MEDICINE DEPARTMENTAL FB REPORT, RMC**

| <b>QUESTION</b>   | <b>5<br/>Excellent</b> | <b>4<br/>Very good</b> | <b>3<br/>Good</b> | <b>2<br/>Average</b> | <b>1<br/>Poor</b> | <b>TOTAL<br/>Responses</b> | <b>Total<br/>Score</b> | <b>Average<br/>Score</b> |
|---|------------------------|------------------------|-------------------|----------------------|-------------------|----------------------------|------------------------|--------------------------|
| [1. Advance teaching plan & its timely completion (Academic Calendar & Time Table):]  | 58                     | 47                     | 44                | 10                   | 0                 | 159                        | 630                    | <b>3.96</b>              |
| [2. Competencies, Learning Objectives and Course outcomes informed & discussed]   | 57                     | 47                     | 44                | 11                   | 0                 | 159                        | 627                    | <b>3.94</b>              |
| [3. Learning resources (museum, lab, PPT & question bank, community, health centers):]  | 51                     | 41                     | 56                | 11                   | 0                 | 159                        | 609                    | <b>3.83</b>              |
| [4. Teaching leaning methodologies (syllabus-content, depth & innovative methods (viz. PBL, integrated teaching, seminars, quiz, research etc.):] | 56                     | 47                     | 47                | 9                    | 0                 | 159                        | 627                    | <b>3.94</b>              |
| [5. Evaluation (fairness, transparency post assessment discussion in internal assessment):]   | 50                     | 54                     | 43                | 10                   | 2                 | 159                        | 617                    | <b>3.88</b>              |
| [6. Mentoring, Counseling & guidance for overall development]   | 50                     | 44                     | 47                | 16                   | 2                 | 159                        | 601                    | <b>3.78</b>              |
| [7. Extra guidance for excellent & weak students]   | 48                     | 38                     | 51                | 15                   | 7                 | 159                        | 582                    | <b>3.66</b>              |
| [8. Opportunities for student exchange, Externship & educational visits]  | 46                     | 38                     | 50                | 18                   | 7                 | 159                        | 575                    | <b>3.62</b>              |
| [9. Co-curricular extracurricular activities (NSS, guest lectures, health day celebration etc.):]   | 51                     | 37                     | 56                | 14                   | 1                 | 159                        | 600                    | <b>3.77</b>              |
| [10. Guidance for employability & improvement of skills (soft/life skills etc.):]   | 44                     | 42                     | 53                | 15                   | 5                 | 159                        | 582                    | <b>3.66</b>              |
| <b>Total</b>  |                        |                        |                   |                      |                   | <b>795</b>                 |                        | <b>3.91</b>              |

**2019-20 III MBBS PSM (COMMUNITY MEDICINE) DEPARTMENTAL FB REPORT, RMC**

|   | <b>5<br/>Excellent</b> | <b>4<br/>Very<br/>good</b> | <b>3<br/>Good</b> | <b>2<br/>Average</b> | <b>1<br/>Poor</b> | <b>TOTAL<br/>Responses</b> | <b>Total<br/>Score</b> | <b>Average<br/>Score</b> |
|---|------------------------|----------------------------|-------------------|----------------------|-------------------|----------------------------|------------------------|--------------------------|
| [1. Advance teaching plan & its timely completion (Academic Calendar & Time Table):]  | 57                     | 47                         | 56                | 20                   | 1                 | 181                        | 682                    | <b>3.77</b>              |
| [2. Competencies, Learning Objectives and Course outcomes informed & discussed]   | 58                     | 50                         | 48                | 23                   | 2                 | 181                        | 682                    | <b>3.77</b>              |
| [3. Learning resources (museum, lab, PPT & question bank, community, health centers):]  | 57                     | 50                         | 54                | 18                   | 2                 | 181                        | 685                    | <b>3.78</b>              |
| [4. Teaching leaning methodologies (syllabus-content, depth & innovative methods (viz. PBL, integrated teaching, seminars, quiz, research etc.):] | 61                     | 47                         | 51                | 21                   | 1                 | 181                        | 689                    | <b>3.81</b>              |
| [5. Evaluation (fairness, transparency post assessment discussion in internal assessment):]   | 52                     | 47                         | 60                | 20                   | 2                 | 181                        | 670                    | <b>3.70</b>              |
| [6. Mentoring, Counseling & guidance for overall development]   | 60                     | 42                         | 57                | 19                   | 3                 | 181                        | 680                    | <b>3.76</b>              |
| [7. Extra guidance for excellent & weak students]   | 54                     | 42                         | 58                | 23                   | 4                 | 181                        | 662                    | <b>3.66</b>              |
| [8. Opportunities for student exchange, Externship & educational visits   | 56                     | 38                         | 53                | 24                   | 10                | 181                        | 649                    | <b>3.59</b>              |
| [9. Co-curricular extracurricular activities (NSS, guest lectures, health day celebration etc.):]   | 66                     | 41                         | 58                | 15                   | 1                 | 181                        | 699                    | <b>3.86</b>              |
| [10. Guidance for employability & improvement of skills (soft/life skills etc.):]   | 58                     | 46                         | 53                | 20                   | 4                 | 181                        | 677                    | <b>3.74</b>              |
| <b>Total</b>  |                        |                            |                   |                      |                   | <b>905</b>                 |                        | <b>3.77</b>              |

**2019-20 III MBBS OPHTHALMOLOGY DEPARTMENTAL FB REPORT, RMC**

| <b>Questions</b>  | <b>5<br/>Excell<br/>ent</b> | <b>4<br/>Very<br/>good</b> | <b>3<br/>Good</b> | <b>2<br/>Averag<br/>e</b> | <b>1<br/>Poor</b> | <b>TOTAL<br/>Responses</b> | <b>Total<br/>Score</b> | <b>Average<br/>Score</b> |
|---|-----------------------------|----------------------------|-------------------|---------------------------|-------------------|----------------------------|------------------------|--------------------------|
| [1. Advance teaching plan & its timely completion (Academic Calendar & Time Table):]  | 52                          | 48                         | 61                | 18                        | 2                 | 181                        | 673                    | <b>3.72</b>              |
| [2. Competencies, Learning Objectives and Course outcomes informed & discussed]   | 51                          | 52                         | 55                | 20                        | 3                 | 181                        | 671                    | <b>3.71</b>              |
| [3. Learning resources (museum, lab, PPT & question bank, community, health centers):]  | 49                          | 51                         | 55                | 22                        | 4                 | 181                        | 662                    | <b>3.66</b>              |
| [4. Teaching leaning methodologies (syllabus-content, depth & innovative methods (viz. PBL, integrated teaching, seminars, quiz, research etc.):] | 48                          | 53                         | 49                | 28                        | 3                 | 181                        | 658                    | <b>3.64</b>              |
| [5. Evaluation (fairness, transparency post assessment discussion in internal assessment):]   | 53                          | 45                         | 57                | 23                        | 3                 | 181                        | 665                    | <b>3.67</b>              |
| [6. Mentoring, Counseling & guidance for overall development]   | 48                          | 52                         | 57                | 22                        | 2                 | 181                        | 665                    | <b>3.67</b>              |
| [7. Extra guidance for excellent & weak students]   | 52                          | 43                         | 56                | 23                        | 7                 | 181                        | 653                    | <b>3.61</b>              |
| [8. Opportunities for student exchange, Externship & educational visits]  | 48                          | 44                         | 54                | 26                        | 9                 | 181                        | 639                    | <b>3.53</b>              |
| [9. Co-curricular extracurricular activities (NSS, guest lectures, health day celebration etc.):]   | 50                          | 42                         | 60                | 22                        | 7                 | 181                        | 649                    | <b>3.59</b>              |
| [10. Guidance for employability & improvement of skills (soft/life skills etc.):]   | 50                          | 47                         | 54                | 25                        | 5                 | 181                        | 655                    | <b>3.62</b>              |
| <b>Total</b>  |                             |                            |                   |                           |                   | <b>905</b>                 |                        | <b>3.68</b>              |

**2019-20 III MBBS ENT DEPARTMENTAL FB REPORT, RMC**

| <b>Questions</b>  | <b>5<br/>Excellent</b> | <b>4<br/>Very<br/>good</b> | <b>3 Good</b> | <b>2<br/>Average</b> | <b>1<br/>Poor</b> | <b>TOTAL<br/>Responses</b> | <b>Total<br/>Score</b> | <b>Average<br/>Score</b> |
|---|------------------------|----------------------------|---------------|----------------------|-------------------|----------------------------|------------------------|--------------------------|
| [1. Advance teaching plan & its timely completion (Academic Calendar & Time Table):]  | 51                     | 42                         | 63            | 20                   | 5                 | 181                        | 657                    | <b>3.63</b>              |
| [2. Competencies, Learning Objectives and Course outcomes informed & discussed]   | 45                     | 50                         | 61            | 22                   | 3                 | 181                        | 655                    | <b>3.62</b>              |
| [3. Learning resources (museum, lab, PPT & question bank, community, health centers):]  | 47                     | 46                         | 63            | 22                   | 3                 | 181                        | 655                    | <b>3.62</b>              |
| [4. Teaching leaning methodologies (syllabus-content, depth & innovative methods (viz. PBL, integrated teaching, seminars, quiz, research etc.):] | 48                     | 46                         | 58            | 25                   | 4                 | 181                        | 652                    | <b>3.60</b>              |
| [5. Evaluation (fairness, transparency post assessment discussion in internal assessment):]   | 51                     | 43                         | 59            | 24                   | 4                 | 181                        | 656                    | <b>3.62</b>              |
| [6. Mentoring, Counseling & guidance for overall development]   | 50                     | 42                         | 60            | 24                   | 5                 | 181                        | 651                    | <b>3.60</b>              |
| [7. Extra guidance for excellent & weak students]   | 46                     | 41                         | 61            | 27                   | 6                 | 181                        | 637                    | <b>3.52</b>              |
| [8. Opportunities for student exchange, Externship & educational visits]  | 47                     | 41                         | 55            | 28                   | 10                | 181                        | 630                    | <b>3.48</b>              |
| [9. Co-curricular extracurricular activities (NSS, guest lectures, health day celebration etc.):]   | 44                     | 42                         | 63            | 25                   | 7                 | 181                        | 634                    | <b>3.50</b>              |
| [10. Guidance for employability & improvement of skills (soft/life skills etc.):]   | 44                     | 42                         | 65            | 22                   | 8                 | 181                        | 635                    | <b>3.51</b>              |
| <b>Total</b>  |                        |                            |               |                      |                   | <b>905</b>                 |                        | <b>3.62</b>              |

**2019-20 III MBBS(PART-II) MEDICINE DEPARTMENTAL FB REPORT, RMC**

| <b>Questions</b>  | <b>5<br/>Excell<br/>ent</b> | <b>4 Very<br/>good</b> | <b>3<br/>Good</b> | <b>2<br/>Average</b> | <b>1 Poor</b> | <b>Total<br/>Response<br/>s</b> | <b>Total<br/>Score</b> | <b>Average<br/>Score</b> |
|---|-----------------------------|------------------------|-------------------|----------------------|---------------|---------------------------------|------------------------|--------------------------|
| [1. Advance teaching plan & its timely completion (Academic Calendar & Time Table):]  | 45                          | 35                     | 35                | 10                   | 2             | 127                             | 492                    | <b>3.87</b>              |
| [2. Competencies, Learning Objectives and Course outcomes informed & discussed]   | 43                          | 33                     | 38                | 11                   | 2             | 127                             | 485                    | <b>3.82</b>              |
| [3. Learning resources (museum, lab, PPT & question bank, community, health centers):]  | 45                          | 29                     | 39                | 12                   | 2             | 127                             | 484                    | <b>3.81</b>              |
| [4. Teaching leaning methodologies (syllabus-content, depth & innovative methods (viz. PBL, integrated teaching, seminars, quiz, research etc.):] | 43                          | 32                     | 39                | 10                   | 3             | 127                             | 483                    | <b>3.80</b>              |
| [5. Evaluation (fairness, transparency post assessment discussion in internal assessment):]   | 42                          | 31                     | 39                | 12                   | 3             | 127                             | 478                    | <b>3.76</b>              |
| [6. Mentoring, Counseling & guidance for overall development]   | 40                          | 36                     | 35                | 14                   | 2             | 127                             | 479                    | <b>3.77</b>              |
| [7. Extra guidance for excellent & weak students]   | 41                          | 28                     | 39                | 16                   | 3             | 127                             | 469                    | <b>3.69</b>              |
| [8. Opportunities for student exchange, Externship & educational visits]  | 42                          | 30                     | 37                | 15                   | 3             | 127                             | 474                    | <b>3.73</b>              |
| [9. Co-curricular extracurricular activities (NSS, guest lectures, health day celebration etc.):]   | 46                          | 35                     | 32                | 11                   | 3             | 127                             | 491                    | <b>3.87</b>              |
| [10. Guidance for employability & improvement of skills (soft/life skills etc.):]   | 44                          | 35                     | 33                | 12                   | 3             | 127                             | 486                    | <b>3.83</b>              |
| <b>Total</b>  |                             |                        |                   |                      |               | <b>635</b>                      |                        | <b>3.81</b>              |

**2019-20 III MBBS(PART-II) SURGERY DEPARTMENTAL FB REPORT, RMC**

| <b>Questions</b>  | <b>5<br/>Excell<br/>ent</b> | <b>4<br/>Very<br/>good</b> | <b>3<br/>Good</b> | <b>2<br/>Average</b> | <b>1<br/>Poor</b> | <b>Total<br/>Responses</b> | <b>Total<br/>Score</b> | <b>Average<br/>Score</b> |
|---|-----------------------------|----------------------------|-------------------|----------------------|-------------------|----------------------------|------------------------|--------------------------|
| [1. Advance teaching plan & its timely completion (Academic Calendar & Time Table):]  | 35                          | 35                         | 38                | 16                   | 3                 | 127                        | 464                    | <b>3.65</b>              |
| [2. Competencies, Learning Objectives and Course outcomes informed & discussed]   | 38                          | 40                         | 30                | 16                   | 3                 | 127                        | 475                    | <b>3.74</b>              |
| [3. Learning resources (museum, lab, PPT & question bank, community, health centers):]  | 38                          | 39                         | 30                | 16                   | 4                 | 127                        | 472                    | <b>3.72</b>              |
| [4. Teaching leaning methodologies (syllabus-content, depth & innovative methods (viz. PBL, integrated teaching, seminars, quiz, research etc.):] | 38                          | 37                         | 31                | 18                   | 3                 | 127                        | 470                    | <b>3.70</b>              |
| [5. Evaluation (fairness, transparency post assessment discussion in internal assessment):]   | 40                          | 36                         | 31                | 17                   | 3                 | 127                        | 474                    | <b>3.73</b>              |
| [6. Mentoring, Counseling & guidance for overall development]   | 38                          | 39                         | 29                | 17                   | 4                 | 127                        | 471                    | <b>3.71</b>              |
| [7. Extra guidance for excellent & weak students]   | 39                          | 33                         | 32                | 19                   | 4                 | 127                        | 465                    | <b>3.66</b>              |
| [8. Opportunities for student exchange, Externship & educational visits]  | 37                          | 35                         | 33                | 18                   | 4                 | 127                        | 464                    | <b>3.65</b>              |
| [9. Co-curricular extracurricular activities (NSS, guest lectures, health day celebration etc.):]   | 42                          | 32                         | 32                | 17                   | 4                 | 127                        | 472                    | <b>3.72</b>              |
| [10. Guidance for employability & improvement of skills (soft/life skills etc.):]   | 42                          | 35                         | 29                | 17                   | 4                 | 127                        | 475                    | <b>3.74</b>              |
| <b>Total</b>  |                             |                            |                   |                      |                   | <b>635</b>                 |                        | <b>3.71</b>              |



**2019-20 III MBBS (PART-II) OBSTETRIC & GYNECOLOGY  
DEPARTMENTAL FB REPORT, RMC**

| <b>Questions</b>  | <b>5<br/>Excell<br/>ent</b> | <b>4 Very<br/>good</b> | <b>3<br/>Good</b> | <b>2<br/>Averag<br/>e</b> | <b>1 Poor</b> | <b>Total<br/>Responses</b> | <b>Total<br/>Score</b> | <b>Average<br/>Score</b> |
|---|-----------------------------|------------------------|-------------------|---------------------------|---------------|----------------------------|------------------------|--------------------------|
| [1. Advance teaching plan & its timely completion (Academic Calendar & Time Table):]  | 45                          | 35                     | 35                | 11                        | 1             | 127                        | 493                    | <b>3.88</b>              |
| [2. Competencies, Learning Objectives and Course outcomes informed & discussed]   | 48                          | 35                     | 30                | 12                        | 2             | 127                        | 496                    | <b>3.91</b>              |
| [3. Learning resources (museum, lab, PPT & question bank, community, health centers):]  | 46                          | 37                     | 31                | 11                        | 2             | 127                        | 495                    | <b>3.90</b>              |
| [4. Teaching leaning methodologies (syllabus-content, depth & innovative methods (viz. PBL, integrated teaching, seminars, quiz, research etc.):] | 48                          | 35                     | 30                | 12                        | 2             | 127                        | 496                    | <b>3.91</b>              |
| [5. Evaluation (fairness, transparency post assessment discussion in internal assessment):]   | 47                          | 33                     | 33                | 12                        | 2             | 127                        | 492                    | <b>3.87</b>              |
| [6. Mentoring, Counseling & guidance for overall development]   | 47                          | 35                     | 30                | 12                        | 3             | 127                        | 492                    | <b>3.87</b>              |
| [7. Extra guidance for excellent & weak students]   | 46                          | 34                     | 30                | 14                        | 3             | 127                        | 487                    | <b>3.83</b>              |
| [8. Opportunities for student exchange, Externship & educational visits]  | 46                          | 38                     | 28                | 12                        | 3             | 127                        | 493                    | <b>3.88</b>              |
| [9. Co-curricular extracurricular activities (NSS, guest lectures, health day celebration etc.):]   | 49                          | 33                     | 31                | 11                        | 3             | 127                        | 495                    | <b>3.90</b>              |
| [10. Guidance for employability & improvement of skills (soft/life skills etc.):]   | 47                          | 37                     | 27                | 13                        | 3             | 127                        | 493                    | <b>3.88</b>              |
| <b>Total</b>  |                             |                        |                   |                           |               | <b>635</b>                 |                        | <b>3.89</b>              |

**2019-20 III MBBS(PART-II) PAEDIATRICS DEPARTMENTAL FB REPORT, RMC**

| Questions   | 5<br>Excellent | 4<br>Very<br>good | 3<br>Good | 2<br>Average | 1<br>Poor | TOTAL<br>Responses | Total<br>Score | Average Score |
|---|----------------|-------------------|-----------|--------------|-----------|--------------------|----------------|---------------|
| [1. Advance teaching plan & its timely completion (Academic Calendar & Time Table):]  | 53             | 32                | 32        | 9            | 1         | 127                | 508            | <b>4.00</b>   |
| [2. Competencies, Learning Objectives and Course outcomes informed & discussed]   | 54             | 36                | 26        | 9            | 2         | 127                | 512            | <b>4.03</b>   |
| [3. Learning resources (museum, lab, PPT & question bank, community, health centers):]  | 50             | 42                | 24        | 9            | 2         | 127                | 510            | <b>4.02</b>   |
| [4. Teaching leaning methodologies (syllabus-content, depth & innovative methods (viz. PBL, integrated teaching, seminars, quiz, research etc.):] | 53             | 37                | 26        | 9            | 2         | 127                | 511            | <b>4.02</b>   |
| [5. Evaluation (fairness, transparency post assessment discussion in internal assessment):]   | 52             | 37                | 27        | 9            | 2         | 127                | 509            | <b>4.01</b>   |
| [6. Mentoring, Counseling & guidance for overall development]   | 52             | 37                | 27        | 8            | 3         | 127                | 508            | <b>4.00</b>   |
| [7. Extra guidance for excellent & weak students]   | 51             | 38                | 26        | 9            | 3         | 127                | 506            | <b>3.98</b>   |
| [8. Opportunities for student exchange, Externship & educational visits]  | 51             | 37                | 28        | 8            | 3         | 127                | 506            | <b>3.98</b>   |
| [9. Co-curricular extracurricular activities (NSS, guest lectures, health day celebration etc.):]   | 50             | 40                | 25        | 9            | 3         | 127                | 506            | <b>3.98</b>   |
| [10. Guidance for employability & improvement of skills (soft/life skills etc.):]   | 53             | 36                | 25        | 10           | 3         | 127                | 507            | <b>3.99</b>   |
| <b>Total</b>  |                |                   |           |              |           | <b>635</b>         |                | <b>4.02</b>   |

It is apparent from the above table that all the departments had average score ranging between 3 & above, which means that all departments are perceived as good to very good by the students. And the scores for individual questions reflecting different aspects of various departments are also Good to Very Good.

Analyzing opinion/suggestions item in the feedback questionnaire reflects following:

Though most students are satisfied in general with the departments giving satisfactory, good, excellent etc comments in the opinion box, few other comments are:

- General:**
- 1 MCQ – Students want more mcqs after teaching for practice for PG entrance
  - 2 PPT - Many have suggested that they should get PPT after lectures
  - 3 Question banks containing LAQ & SAQ should be made available
  - 4 Remedial classes for repeaters/weak students
  - 5 Guidance on how to write in the exam
  - 6 Need for co-curricular activities like quiz, seminar etc
  - 7 Recent advances should be included in clinical disciplines

**Specific to department**

Anatomy More frequent revision of embryology models

Biochemistry More focus should be on reaction cycles

Physiology More exposure to clinical physiology

Revision of graphs

Pathology More practical revisions should be there

Pharmacology More applied aspects should be taught

ENT Teaching schedule should be available in advance

More teachers should be there

More use of PPT should be there

Ophthalmology More exposure to OT

More surgical videos should be used

PSM Recent statistics of Maharashtra & other states should be taught

### C Feedback on faculty members.

Faculty wise feedback score given by the students is presented as follows :

#### 2019-20 I MBBS Faculty Feedback Report, RMC

| Sr no | Name                            | Subject      | Q1   | Q2   | Q3   | Q4   | Q5   | Average |
|-------|---------------------------------|--------------|------|------|------|------|------|---------|
| 1     | Dr Ancha P S, Tut.              | Biochemistry | 3.41 | 3.37 | 3.32 | 3.34 | 3.55 | 3.40    |
| 2     | Dr Badwe A N, Asso. Prof        | Physiology   | 3.48 | 3.29 | 3.36 | 3.32 | 3.62 | 3.42    |
| 3     | Dr Bhalerao M M, Asst. Prof     | Physiology   | 3.70 | 3.59 | 3.75 | 3.59 | 4.04 | 3.73    |
| 4     | Dr Chepte A P, Asst. Prof.      | Anatomy      | 3.60 | 3.52 | 3.69 | 3.58 | 3.89 | 3.65    |
| 5     | Dr Desai R R, Prof.             | Anatomy      | 3.66 | 3.57 | 3.46 | 3.51 | 3.08 | 3.46    |
| 6     | Dr Dhokikar G D, Asso. Prof     | Biochemistry | 3.75 | 3.55 | 3.58 | 3.47 | 3.77 | 3.62    |
| 7     | Dr Jangle S N, Prof. & Head     | Biochemistry | 4.33 | 4.15 | 4.02 | 3.90 | 4.09 | 4.10    |
| 8     | Dr Kolhe S K, Tut.              | Biochemistry | 3.37 | 3.39 | 3.34 | 3.30 | 3.51 | 3.38    |
| 9     | Dr Kulkarni N B, Prof. and Head | Physiology   | 4.24 | 4.09 | 4.05 | 3.84 | 3.92 | 4.03    |
| 10    | Dr Kulkarni S K, Asso.Pro       | Biochemistry | 3.72 | 3.60 | 3.53 | 3.43 | 3.65 | 3.58    |
| 11    | Dr Kunju A K, Tut.              | Physiology   | 3.24 | 3.20 | 3.22 | 3.28 | 3.36 | 3.26    |
| 12    | Dr Latti R G, Prof.             | Physiology   | 3.40 | 3.27 | 3.43 | 3.32 | 3.84 | 3.45    |
| 13    | Dr Ms Kate S P, Asso. Prof.     | Anatomy      | 3.10 | 3.02 | 3.05 | 3.15 | 3.14 | 3.09    |
| 14    | Dr Pakhale S V, Prof & Heed     | Anatomy      | 4.13 | 3.96 | 3.96 | 3.99 | 3.80 | 3.97    |
| 15    | Dr Pandav P D, Tut.             | Physiology   | 3.83 | 3.80 | 3.83 | 3.62 | 3.97 | 3.81    |
| 16    | Dr Sabade S B, Asst. Prof.      | Physiology   | 3.26 | 3.24 | 3.23 | 3.26 | 3.33 | 3.26    |
| 17    | Dr Tayde M C, Asso. Prof.       | Physiology   | 2.98 | 2.89 | 2.80 | 3.19 | 3.31 | 3.03    |
| 18    | Dr Vikhe B B, Asst. Pro         | Physiology   | 3.20 | 3.21 | 3.15 | 3.24 | 3.31 | 3.22    |
| 19    | Dr(Mrs) Bindu K, Asst. Pro      | Physiology   | 4.32 | 4.20 | 4.20 | 3.90 | 4.16 | 4.15    |

|    |                                  |                  |      |      |      |      |      |      |
|----|----------------------------------|------------------|------|------|------|------|------|------|
| 20 | Dr(Mrs) Dandekar U K, Asso. Prof | Anatomy          | 3.59 | 3.55 | 3.51 | 3.48 | 3.64 | 3.55 |
| 21 | Dr(Mrs) Desai, A R, Tut.         | Anatomy          | 3.42 | 3.39 | 3.30 | 3.25 | 3.34 | 3.34 |
| 22 | Dr(Mrs) Gunnal S A, Asso. Prof   | Anatomy          | 3.58 | 3.47 | 3.49 | 3.49 | 3.72 | 3.55 |
| 23 | Dr(Mrs) Joshi M M, Prof.         | Anatomy          | 3.38 | 3.19 | 3.21 | 3.35 | 3.47 | 3.32 |
| 24 | Dr(Mrs) Mokal S J, Asst. Prof    | Physiology       | 3.48 | 3.37 | 3.48 | 3.36 | 3.52 | 3.44 |
| 25 | Dr(Mrs) Pawar K D, Tut.          | Anatomy          | 3.13 | 3.04 | 3.05 | 3.16 | 3.32 | 3.14 |
| 26 | Dr(Mrs) Pawar R M, Asso. Prof    | Anatomy          | 2.92 | 2.83 | 2.78 | 3.06 | 3.30 | 2.98 |
| 27 | Dr(Mrs) Saraf Shruti, Asst. Prof | Biochemistr<br>y | 3.48 | 3.42 | 3.46 | 3.38 | 3.62 | 3.47 |
| 28 | Dr(Mrs) Sholapurkar , Asst. Prof | Anatomy          | 4.40 | 4.26 | 4.13 | 3.98 | 3.97 | 4.15 |
| 29 | Dr(Ms) Raut S D, Tut.            | Biochemistr<br>y | 3.39 | 3.37 | 3.35 | 3.30 | 3.53 | 3.39 |
| 30 | Mr Hotkar K N. Asst. Prof.       | Biochemistr<br>y | 3.72 | 3.63 | 3.58 | 3.46 | 3.72 | 3.62 |
| 31 | Mr Kadam K V, Tut.               | Biochemistr<br>y | 3.55 | 3.50 | 3.47 | 3.43 | 3.67 | 3.53 |
| 32 | Mr Nagarkar V D, Tut.            | Biochemistr<br>y | 3.61 | 3.52 | 3.50 | 3.38 | 3.73 | 3.55 |

**QUESTION 1. SUBJECT KNOWLEDGE, PREPAREDNESS & SKILLS**

**QUESTION 2. TEACHING METHODOLOGY & APPROACH TOWARDS TEACHING**

**QUESTION 3. COMMUNICATION SKILLS**

**QUESTION 4. USE OF INFORMATION & COMMUNICATION TECHNOLOGY, e-RESOURCES**

**QUESTION 5. ATTITUDE TOWARDS STUDENTS**

**2019-20 II MBBS FACULTY FEEDBACK REPORT, RMC**

| <b>Sr No.</b> | <b>Teachers Name</b>               | <b>Subject</b> | <b>Q1</b> | <b>Q2</b> | <b>Q3</b> | <b>Q4</b> | <b>Q5</b> | <b>AVERAGE SCORE</b> |
|---------------|------------------------------------|----------------|-----------|-----------|-----------|-----------|-----------|----------------------|
| 1             | Dr. (Mrs) Baviskar B.P., Professor | Pathology      | 3.50      | 3.51      | 3.53      | 3.57      | 3.75      | 3.57                 |
| 2             | Dr. (Mrs) Kinikar A.G., Prof.      | Microbiology   | 3.39      | 3.49      | 3.43      | 3.47      | 3.43      | 3.44                 |
| 3             | Dr. (Mrs) Nair Anita, Tutor        | Microbiology   | 3.54      | 3.53      | 3.44      | 3.45      | 3.58      | 3.51                 |
| 4             | Dr. (Mrs) Somani A.A., Asso. Prof. | Pathology      | 3.38      | 3.38      | 3.45      | 3.48      | 3.57      | 3.46                 |
| 5             | Dr. (Mrs) Syeda G. S., Asst. Prof. | Microbiology   | 3.55      | 3.58      | 3.48      | 3.52      | 3.54      | 3.53                 |
| 6             | Dr. (Ms) Bhalerao D.S., Prof.      | Microbiology   | 3.80      | 3.74      | 3.72      | 3.67      | 3.69      | 3.72                 |
| 7             | Dr. (Ms) Dahe S.V., Tutor          | Pathology      | 3.44      | 3.47      | 3.39      | 3.42      | 3.58      | 3.46                 |
| 8             | Dr. (Ms) Elias A.S., Tutor         | Pathology      | 3.40      | 3.45      | 3.42      | 3.46      | 3.56      | 3.46                 |
| 9             | Dr. (Ms) Gulve P.B., Asst. Prof.   | Pharmacology   | 3.47      | 3.43      | 3.45      | 3.45      | 3.49      | 3.46                 |
| 10            | Dr. (Ms) Kale A.V., Asst. Prof.    | Pathology      | 3.43      | 3.40      | 3.35      | 3.42      | 3.50      | 3.42                 |
| 11            | Dr. (Ms) Kharde R.B., Asst. Prof.  | Pharmacology   | 3.64      | 3.58      | 3.52      | 3.57      | 3.57      | 3.58                 |
| 12            | Dr. (Ms) Mittal A.R., Tutor        | Pathology      | 3.48      | 3.51      | 3.48      | 3.52      | 3.65      | 3.53                 |
| 13            | Dr. (Ms) Pandure M.M. Asso. Prof.  | Pathology      | 3.50      | 3.45      | 3.48      | 3.48      | 3.63      | 3.51                 |
| 14            | Dr. (Ms) Passi R.S., Tutor         | Pathology      | 3.43      | 3.45      | 3.47      | 3.43      | 3.62      | 3.48                 |
| 15            | Dr. (Ms) Patel G.N., Tutor         | Pathology      | 3.47      | 3.42      | 3.36      | 3.42      | 3.55      | 3.44                 |
| 16            | Dr. (Ms) Shah H.K., Tutor          | Pathology      | 3.42      | 3.43      | 3.44      | 3.47      | 3.58      | 3.47                 |
| 17            | Dr. (Ms) Vekariya R.G., Tutor      | Pathology      | 3.43      | 3.43      | 3.40      | 3.46      | 3.63      | 3.47                 |
| 18            | Dr. (Ms.) Marawar Anagha, Prof.    | Pharmacology   | 3.65      | 3.67      | 3.61      | 3.57      | 3.65      | 3.63                 |
| 19            | Dr. Ambekar A.A., Tutor            | Pathology      | 3.51      | 3.50      | 3.45      | 3.48      | 3.58      | 3.51                 |

|    |                                     |                      |      |      |      |      |      |      |
|----|-------------------------------------|----------------------|------|------|------|------|------|------|
| 20 | Dr. Angarkar N.N.,<br>Professor     | Pathology            | 3.63 | 3.58 | 3.58 | 3.58 | 3.67 | 3.61 |
| 21 | Dr. Baheti T.C., Asso.<br>Prof.     | Pharmacolo<br>gy     | 3.72 | 3.66 | 3.56 | 3.60 | 3.68 | 3.65 |
| 22 | Dr. Bondar A.U.,<br>Tutor           | Pathology            | 3.47 | 3.42 | 3.38 | 3.44 | 3.57 | 3.46 |
| 23 | Dr. Buktar S.B.,<br>Asso. Prof.     | Forensic<br>Medicine | 4.25 | 4.06 | 3.94 | 3.75 | 3.91 | 3.98 |
| 24 | Dr. Deorukhkar S.C.,<br>Asso. Prof. | Microbiolog<br>y     | 3.64 | 3.67 | 3.60 | 3.57 | 3.73 | 3.64 |
| 25 | Dr. Deshpande N.S.,<br>Asst. Prof.  | Pathology            | 3.52 | 3.50 | 3.52 | 3.50 | 3.65 | 3.54 |
| 26 | Dr. Dongre S.D.,<br>Professor       | Pathology            | 3.96 | 3.75 | 3.71 | 3.63 | 3.84 | 3.78 |
| 27 | Dr. Farooqui J.M.,<br>Prof.         | Forensic<br>Medicine | 4.03 | 3.89 | 3.82 | 3.74 | 3.87 | 3.87 |
| 28 | Dr. Ghosh D.K.,<br>Professor        | Pathology            | 3.86 | 3.77 | 3.74 | 3.65 | 3.62 | 3.73 |
| 29 | Dr. Jain S.M., Prof.                | Microbiolog<br>y     | 3.79 | 3.71 | 3.77 | 3.66 | 3.82 | 3.75 |
| 30 | Dr. Kandangire A.V.,<br>Tutor       | Forensic<br>Medicine | 3.42 | 3.42 | 3.35 | 3.40 | 3.55 | 3.43 |
| 31 | Dr. Karle R.R.,<br>Professor & Head | Pathology            | 4.23 | 3.97 | 3.89 | 3.74 | 3.95 | 3.95 |
| 32 | Dr. Khapke D.P.,<br>Asst. Prof.     | Pathology            | 3.42 | 3.43 | 3.43 | 3.47 | 3.60 | 3.47 |
| 33 | Dr. Kulkarni V.L.,<br>Asso. Prof.   | Microbiolog<br>y     | 3.88 | 3.75 | 3.65 | 3.64 | 3.69 | 3.72 |
| 34 | Dr. Kunkulol R.R.,<br>Prof. & Head  | Pharmacolo<br>gy     | 4.04 | 3.92 | 3.87 | 3.81 | 3.77 | 3.88 |
| 35 | Dr. Mane N.R., Tutor                | Microbiolog<br>y     | 3.53 | 3.44 | 3.38 | 3.45 | 3.55 | 3.47 |
| 36 | Dr. Mukane R.H.,<br>Tutor           | Pathology            | 3.43 | 3.41 | 3.40 | 3.46 | 3.58 | 3.46 |
| 37 | Dr. Munemane A.B.,<br>Professor     | Pathology            | 3.62 | 3.62 | 3.60 | 3.55 | 3.58 | 3.59 |
| 38 | Dr. Narwane S.P.,<br>Asso. Prof.    | Pharmacolo<br>gy     | 3.70 | 3.67 | 3.62 | 3.61 | 3.75 | 3.67 |
| 39 | Dr. Pargaonkar P.P.,<br>Asst. Prof. | Pathology            | 3.42 | 3.42 | 3.43 | 3.45 | 3.58 | 3.46 |
| 40 | Dr. Patil A.D., Tutor               | Forensic<br>Medicine | 3.41 | 3.36 | 3.36 | 3.42 | 3.51 | 3.41 |
| 41 | Dr. Pawar M.N.,<br>Prof. & Head     | Forensic<br>Medicine | 4.18 | 3.99 | 3.89 | 3.78 | 3.94 | 3.96 |
| 42 | Dr. Rajhans V. V.,                  | Microbiolog          | 3.72 | 3.61 | 3.57 | 3.58 | 3.68 | 3.63 |

|    |                                    |                      |      |      |      |      |      |      |
|----|------------------------------------|----------------------|------|------|------|------|------|------|
|    | Asst. Prof.                        | y                    |      |      |      |      |      |      |
| 43 | Dr. Roushani S.B.,<br>Prof. & Head | Microbiology         | 3.80 | 3.73 | 3.57 | 3.63 | 0.00 | 2.95 |
| 44 | Dr. Sayed A. U.,<br>Asst. Prof.    | Pharmacology         | 3.62 | 3.55 | 3.57 | 3.69 | 3.35 | 3.55 |
| 45 | Dr. Singh S.K., Tutor              | Pathology            | 3.47 | 3.53 | 3.52 | 3.52 | 3.65 | 3.54 |
| 46 | Dr. Waghmode S.B.,<br>Tutor        | Forensic<br>Medicine | 3.48 | 3.42 | 3.40 | 3.39 | 3.55 | 3.45 |
| 47 | Dr.Kolte P.K., Tutor               | Pathology            | 3.45 | 3.43 | 3.40 | 3.42 | 3.59 | 3.46 |
| 48 | Mr. Kulkarni S.G.,<br>Asst. Prof.  | Microbiology         | 3.73 | 3.74 | 3.61 | 3.58 | 3.67 | 3.67 |
| 49 | Mrs. Pulate V.S.,<br>Tutor         | Pharmacology         | 3.54 | 3.50 | 3.44 | 3.47 | 3.59 | 3.51 |
| 50 | Mrs. Tambe S.N.,<br>Tutor          | Pharmacology         | 3.55 | 3.52 | 3.46 | 3.48 | 3.62 | 3.53 |
| 51 | Ms. Patil G.D., Asst.<br>Prof.     | Pharmacology         | 3.36 | 3.36 | 3.29 | 3.42 | 3.50 | 3.39 |

### 2019-20 III MBBS (Part-I) FACULTY FEEDBACK REPORT,RMC

| SR. NO | TEACHERS NAME                            | SUBJECT       | Q1   | Q2   | Q3   | Q4   | Q5   | AVERAGE SCORE |
|--------|--|---------------|------|------|------|------|------|---------------|
| 1      | Dr Sunil Thitme,<br>Asst. Prof           | CSM           | 3.65 | 3.52 | 3.50 | 3.46 | 3.52 | 3.53          |
| 2      | Dr. (Mrs) Badhe<br>G.K., Asst. Prof.     | Ophthalmology | 3.61 | 3.53 | 3.52 | 3.52 | 3.49 | 3.53          |
| 3      | Dr. (Mrs) Bhandari<br>D.A., SR           | Ophthalmology | 3.58 | 3.51 | 3.48 | 3.51 | 3.51 | 3.52          |
| 4      | Dr. (Mrs) Bhoi J.S.,<br>LMO              | PSM           | 3.54 | 3.49 | 0.00 | 3.49 | 3.50 | 2.80          |
| 5      | Dr. (Mrs) Javdekar<br>S.S., Prof. & Head | PSM           | 3.56 | 3.45 | 3.45 | 3.40 | 3.46 | 3.47          |
| 6      | Dr. (Mrs) Jorvekar<br>S.A., Asso. Prof.  | Ophthalmology | 3.64 | 3.51 | 3.46 | 3.50 | 3.50 | 3.52          |
| 7      | Dr. (Mrs) Nigwekar<br>S.P., Prof.        | Ophthalmology | 3.69 | 3.52 | 3.52 | 3.53 | 3.54 | 3.56          |
| 8      | Dr. (Mrs) Phalke<br>V.D., Prof.          | PSM           | 3.64 | 3.55 | 3.47 | 3.51 | 3.51 | 3.54          |
| 9      | Dr. (Ms) Bhoi V.S.<br>LMO                | PSM           | 3.54 | 3.54 | 3.48 | 3.49 | 3.48 | 3.50          |



|    |                                       |               |      |      |      |      |      |      |
|----|---------------------------------------|---------------|------|------|------|------|------|------|
| 10 | Dr. (Ms) Burgute S.P., Asst. Prof.    | ENT           | 3.57 | 3.55 | 3.49 | 3.50 | 3.51 | 3.53 |
| 11 | Dr. (Ms) Chavan T.T., SR              | Ophthalmology | 3.57 | 3.52 | 3.46 | 3.54 | 3.54 | 3.53 |
| 12 | Dr. (Ms) Datta S.S., Tutor            | PSM           | 3.53 | 3.52 | 3.46 | 3.49 | 3.49 | 3.50 |
| 13 | Dr. (Ms) Mahavarkar V.N., Asst. Prof. | PSM           | 3.49 | 3.49 | 3.46 | 3.49 | 3.49 | 3.48 |
| 14 | Dr. (Ms) Muneshwar S.N., Asso. Prof.  | PSM           | 3.55 | 3.54 | 3.49 | 3.50 | 3.50 | 3.51 |
| 15 | Dr. (Ms) Udaipurwala Alifiya A, SR    | ENT           | 3.63 | 3.55 | 3.50 | 3.51 | 3.54 | 3.55 |
| 16 | Dr. Badhe K. P., Prof. & Head         | Ophthalmology | 3.68 | 3.51 | 3.47 | 3.54 | 3.54 | 3.55 |
| 17 | Dr. Badole P. B., SR                  | Ophthalmology | 3.58 | 3.48 | 3.46 | 3.53 | 3.51 | 3.51 |
| 18 | Dr. Baviskar M.P., Asst. Prof.        | PSM           | 3.65 | 3.56 | 3.54 | 3.49 | 3.55 | 3.56 |
| 19 | Dr. Bhandari A.J., Asso. Prof.        | Ophthalmology | 3.57 | 3.52 | 3.49 | 3.54 | 3.52 | 3.53 |
| 20 | Dr. Bhavare G. M., Asst. Prof.        | PSM           | 3.51 | 3.50 | 3.48 | 3.46 | 3.49 | 3.49 |
| 21 | Dr. Bhide A.R., Asst. Prof.           | PSM           | 3.59 | 3.56 | 3.48 | 3.48 | 3.49 | 3.52 |
| 22 | Dr. Bhoi B.S., Tutor                  | PSM           | 3.57 | 3.49 | 3.48 | 3.50 | 3.48 | 3.50 |
| 23 | Dr. Chavan W.M., Prof.                | Ophthalmology | 3.85 | 3.50 | 3.56 | 3.55 | 3.59 | 3.61 |
| 24 | Dr. Deshpande J.D., Prof.             | PSM           | 3.65 | 3.59 | 3.54 | 3.49 | 3.58 | 3.57 |
| 25 | Dr. Huli D.A., SR                     | ENT           | 3.60 | 3.55 | 3.50 | 3.53 | 3.55 | 3.55 |
| 26 | Dr. Javdekar S.J., Prof.              | PSM           | 3.63 | 3.52 | 3.43 | 3.49 | 3.53 | 3.52 |
| 27 | Dr. Kamble M.G., Asst. Prof.          | PSM           | 3.48 | 3.52 | 3.44 | 3.46 | 3.49 | 3.48 |
| 28 | Dr. Kharde A.L., Asso. Prof.          | PSM           | 3.61 | 3.56 | 3.52 | 3.51 | 3.50 | 3.54 |
| 29 | Dr. Malpani M.R., Prof. & Head        | ENT           | 3.64 | 3.52 | 3.48 | 3.50 | 3.54 | 3.53 |
| 30 | Dr. Mutkule S.R., Tutor               | PSM           | 3.55 | 3.51 | 3.49 | 3.49 | 3.46 | 3.50 |
| 31 | Dr. Narkhede P.P., Asst. Prof.        | ENT           | 3.60 | 3.53 | 3.47 | 3.50 | 3.53 | 3.53 |
| 32 | Dr. Phalke D.B., Prof.                | PSM           | 3.74 | 3.56 | 3.53 | 3.52 | 3.58 | 3.59 |
| 33 | Dr. Rahud J.S., Asst.                 | Ophthalmology | 3.59 | 3.50 | 3.46 | 3.54 | 3.50 | 3.52 |

|    |                                   |               |      |      |      |      |      |      |
|----|-----------------------------------|---------------|------|------|------|------|------|------|
|    | Prof.                             | ogy           |      |      |      |      |      |      |
| 34 | Dr. Rajvir Bhalwar, Prof.         | PSM           | 3.64 | 3.50 | 3.51 | 3.49 | 3.58 | 3.54 |
| 35 | Dr. Suvarnakar V.G., Assoc. Prof. | Ophthalmology | 3.61 | 3.48 | 3.48 | 3.48 | 3.50 | 3.51 |
| 36 | Dr. Tuljapure A.N., Asst. Prof.   | ENT           | 3.60 | 3.54 | 3.49 | 3.52 | 3.51 | 3.53 |
| 37 | Dr. Tupe P.N., Asso. Prof.        | Ophthalmology | 3.56 | 3.53 | 3.49 | 3.55 | 3.49 | 3.52 |
| 38 | Dr. Walunjkar P.P., SR            | Ophthalmology | 3.56 | 3.50 | 3.51 | 3.52 | 3.50 | 3.52 |
| 39 | Dr.(Mrs) Bangal S.V., Prof.       | Ophthalmology | 3.81 | 3.57 | 3.56 | 3.54 | 3.52 | 3.60 |
| 40 | Dr.(Ms) Nagare P.S., Asso. Prof.  | ENT           | 3.62 | 3.53 | 3.51 | 3.54 | 3.53 | 3.55 |
| 41 | Dr.(Ms) Nighute S.S, SR           | Ophthalmology | 3.56 | 3.50 | 3.47 | 3.52 | 3.48 | 3.51 |
| 42 | Dr.(Ms) Waman S.D., Tutor         | PSM           | 3.51 | 3.48 | 3.49 | 3.49 | 3.47 | 3.49 |
| 43 | Mr. Pawar H. J., Prof.            | PSM           | 3.52 | 3.53 | 3.48 | 3.46 | 3.48 | 3.50 |

### PART-II(B)

#### 2019-20 III MBBS (PART - II) REPORT OF FACULTY FEEDBACK OF

#### GENERAL MEDICINE, TB, PSYCHIATRY & SKIN

| SR NO | TEACHERS NAME                        | SUBJECT      | Q1   | Q2   | Q3   | Q4   | Q5   | AVERAGE SCORE |
|-------|--------------------------------------|--------------|------|------|------|------|------|---------------|
| 1     | : 1 Dr. Chudiwal J.V., Asst. Prof.]  | [Pulm. Med.] | 3.85 | 3.81 | 3.77 | 3.76 | 3.77 | 3.79          |
| 2     | : 2 Dr. Kate S.M., Asst. Prof.]      | [Pulm. Med.] | 3.84 | 3.77 | 3.78 | 3.76 | 3.72 | 3.77          |
| 3     | : 3 Dr. Biradar B.S., SR]            | [Pulm. Med.] | 3.88 | 3.82 | 3.75 | 3.74 | 3.69 | 3.78          |
| 4     | : 4 Dr. Giri V.V, SR]                | [Pulm. Med.] | 4.06 | 3.88 | 3.81 | 3.83 | 3.83 | 3.88          |
| 5     | : Dr. (Mrs) Bhide V.A., Asst. Prof.] | [Psychiatry] | 3.97 | 3.79 | 3.79 | 3.80 | 3.81 | 3.83          |
| 6     | : Dr. (Ms) Korde M.S., SR]           | [Medicine]   | 3.87 | 3.80 | 3.75 | 3.76 | 3.72 | 3.78          |
| 7     | : Dr. Andure D.C., Asst. Prof.]      | [Medicine]   | 3.83 | 3.80 | 3.75 | 3.78 | 3.77 | 3.79          |
| 8     | : Dr. Badhe S.K., SR]                | [Medicine]   | 3.87 | 3.78 | 3.75 | 3.77 | 3.78 | 3.79          |
| 9     | : Dr. Bavikar S.S., Asst.            | [Medicine]   | 3.86 | 3.81 | 3.72 | 3.76 | 3.77 | 3.78          |

|    |                                    |              |      |      |      |      |      |      |
|----|------------------------------------|--------------|------|------|------|------|------|------|
|    | Prof.]                             |              |      |      |      |      |      |      |
| 10 | : Dr. Bewal A.K., SR]              | [Medicine    | 3.86 | 3.85 | 3.77 | 3.76 | 3.75 | 3.80 |
| 11 | : Dr. Dhakane A.B., Asst. Prof.]   | [Medicine    | 3.83 | 3.83 | 3.74 | 3.74 | 3.75 | 3.78 |
| 12 | : Dr. Dr. Ghogare M.S. Asst. Prof. | [Dermatology | 3.85 | 3.75 | 3.75 | 3.79 | 3.76 | 3.78 |
| 13 | : Dr. Gadekar L.S., Asso. Prof.]   | [Medicine    | 3.84 | 3.76 | 3.79 | 3.77 | 3.77 | 3.79 |
| 14 | : Dr. Gagare A. G., Asso. Prof.]   | [Medicine    | 4.06 | 3.82 | 3.84 | 3.78 | 3.83 | 3.87 |
| 15 | : Dr. Gaikwad R.W., Asst. Prof.]   | [Medicine    | 3.83 | 3.81 | 3.75 | 3.76 | 3.76 | 3.78 |
| 16 | : Dr. Gitay A.A., SR]              | [Medicine    | 4.01 | 3.87 | 3.81 | 3.83 | 3.81 | 3.87 |
| 17 | : Dr. Gite S.S., SR]               | [Medicine    | 3.85 | 3.87 | 3.75 | 3.77 | 3.79 | 3.81 |
| 18 | : Dr. Gondhali M.P., Prof.]        | [Medicine    | 3.98 | 3.93 | 3.86 | 3.82 | 3.84 | 3.89 |
| 19 | : Dr. Jadhavar A.L., Asso. Prof.]  | [Medicine    | 3.81 | 3.80 | 3.74 | 3.78 | 3.79 | 3.78 |
| 20 | : Dr. Joshi O. P., SR]             | [Psychiatry  | 3.85 | 3.81 | 3.71 | 3.73 | 3.71 | 3.76 |
| 21 | : Dr. Korade A.G., Asst. Prof.]    | [Psychiatry  | 3.86 | 3.81 | 3.75 | 3.69 | 3.73 | 3.77 |
| 22 | : Dr. Kulkarni S.S., Asst. Prof.]  | [Medicine    | 3.89 | 3.85 | 3.79 | 3.78 | 3.77 | 3.81 |
| 23 | : Dr. Mahajan S.N., Prof. & Head]  | [Medicine    | 4.27 | 3.94 | 3.84 | 3.81 | 3.87 | 3.95 |
| 24 | : Dr. Marathe P.V., Asst. Prof.]   | [Medicine    | 3.83 | 3.84 | 3.72 | 3.76 | 3.75 | 3.78 |
| 25 | : Dr. Mulay A.B., Asst. Prof.]     | [Medicine    | 4.03 | 3.87 | 3.79 | 3.81 | 3.81 | 3.86 |
| 26 | : Dr. Mulay S.D., Asst. Prof.]     | [Medicine    | 4.15 | 3.88 | 3.77 | 3.76 | 3.83 | 3.88 |
| 27 | : Dr. Nighute S.S., Asst. Prof.]   | [Medicine    | 3.89 | 3.81 | 3.75 | 3.73 | 3.77 | 3.79 |
| 28 | : Dr. Padghan D.R., Asst. Prof.]   | [Medicine    | 3.81 | 3.84 | 3.78 | 3.77 | 3.77 | 3.79 |
| 29 | : Dr. Patil A.A., Asso. Prof.]     | [Psychiatry  | 3.90 | 3.80 | 3.73 | 3.75 | 3.73 | 3.78 |
| 30 | : Dr. Patil A.S., SR]              | [Medicine    | 3.82 | 3.81 | 3.78 | 3.74 | 3.79 | 3.79 |
| 31 | : Dr. Patrike G.B., Asst. Prof.]   | [Medicine    | 3.86 | 3.81 | 3.77 | 3.79 | 3.80 | 3.81 |
| 32 | : Dr. Phadke C. U, SR]             | [Medicine    | 3.90 | 3.82 | 3.78 | 3.75 | 3.73 | 3.80 |
| 33 | : Dr. Rathi C.D., Asst. Prof.]     | [Medicine    | 3.85 | 3.82 | 3.73 | 3.72 | 3.73 | 3.77 |
| 34 | : Dr. Raul Kuldeepsing M,          | [Medicine    | 4.09 | 3.85 | 3.87 | 3.87 | 3.83 | 3.90 |

|    |                                      |                  |      |      |      |      |      |      |
|----|--------------------------------------|------------------|------|------|------|------|------|------|
|    | Prof.]                               |                  |      |      |      |      |      |      |
| 35 | : Dr. Sabale B.B., Prof.]            | [Medicine        | 3.81 | 3.82 | 3.78 | 3.76 | 3.79 | 3.79 |
| 36 | : Dr. Sangoram S.S., SR]             | [Dermatol<br>ogy | 3.84 | 3.81 | 3.76 | 3.72 | 3.69 | 3.76 |
| 37 | : Dr. Sharma G.S., Asso.<br>Prof.]   | [Medicine        | 3.83 | 3.82 | 3.77 | 3.72 | 3.81 | 3.79 |
| 38 | : Dr. Shidhaye R.R., Asst.<br>Prof.] | [Psychiatr<br>y  | 3.82 | 3.77 | 3.77 | 3.70 | 3.71 | 3.76 |
| 39 | : Dr. Shinde A. B., Asst.<br>Prof.]  | [Dermatol<br>ogy | 3.84 | 3.81 | 3.76 | 3.79 | 3.70 | 3.78 |
| 40 | : Dr. Shinde D.K., Asst.<br>Prof.]   | [Medicine        | 3.83 | 3.81 | 3.72 | 3.77 | 3.76 | 3.78 |
| 41 | : Dr. Shukla S.N., Asso.<br>Prof.]   | [Medicine        | 3.78 | 3.75 | 3.79 | 3.75 | 3.76 | 3.76 |
| 42 | : Dr. Sinare B.R., Asso.<br>Prof.]   | [Medicine        | 3.89 | 3.81 | 3.77 | 3.74 | 3.79 | 3.80 |
| 43 | : Dr. T.V.K Arshad<br>Abdulla, SR]   | [Medicine        | 3.99 | 3.87 | 3.82 | 3.84 | 3.78 | 3.86 |
| 44 | : Dr. Tanpure T.B., Asst.<br>Prof.]  | [Medicine        | 3.89 | 3.78 | 3.73 | 3.77 | 3.76 | 3.79 |
| 45 | : Dr. Tilekar P.B., Asst.<br>Prof.]  | [Medicine        | 3.82 | 3.79 | 3.74 | 3.72 | 3.75 | 3.76 |
| 46 | : Dr. Tolani G.B., SR]               | [Medicine        | 3.88 | 3.85 | 3.77 | 3.78 | 3.77 | 3.81 |
| 47 | : Dr. Tuse S.S., Asst. Prof.]        | [Medicine        | 3.84 | 3.81 | 3.71 | 3.79 | 3.77 | 3.78 |
| 48 | : Dr. Unde S.B., Prof]               | [Psychiatr<br>y  | 3.84 | 3.76 | 3.71 | 3.76 | 3.73 | 3.76 |
| 49 | : Dr. Varade S.S., Asso.<br>Prof.]   | [Medicine        | 3.86 | 3.80 | 3.77 | 3.75 | 3.81 | 3.80 |
| 50 | : Dr. Varpe S.R., Asso.<br>Prof.]    | [Medicine        | 3.81 | 3.79 | 3.77 | 3.73 | 3.77 | 3.77 |
| 51 | : Dr. Vethekar M.R., Asst.<br>Prof.] | [Medicine        | 3.81 | 3.81 | 3.75 | 3.78 | 3.78 | 3.79 |

**PART-II(C)****2019-20 III MBBS (PART-II) REPORT OF FACULTY FEEDBACK OF****GENERAL SURGERY & ORTHOPEADICS**

| <b>SR NO</b> | <b>TEACHERS NAME</b>               | <b>SUBJECT</b> | <b>Q1</b> | <b>Q2</b> | <b>Q3</b> | <b>Q4</b> | <b>Q5</b> | <b>AVERAGE SCORE</b> |
|--------------|------------------------------------|----------------|-----------|-----------|-----------|-----------|-----------|----------------------|
| 1            | : Dr. Anarase S.S., Prof.]         | [Surgery       | 4.03      | 3.79      | 3.92      | 3.90      | 3.86      | 3.90                 |
| 2            | : Dr. Apturkar D. K., Prof.]       | [Surgery       | 4.11      | 3.88      | 3.99      | 4.04      | 4.01      | 4.01                 |
| 3            | : Dr. Badhe K.R., Asst. Prof.]     | [Surgery       | 3.96      | 3.80      | 3.90      | 3.92      | 3.86      | 3.89                 |
| 4            | : Dr. Banswal L.P., Asst. Prof.]   | [Surgery       | 3.93      | 3.78      | 3.86      | 3.86      | 3.84      | 3.86                 |
| 5            | : Dr. Baviskar P. K., Prof.]       | [Surgery       | 4.08      | 3.86      | 3.98      | 3.88      | 3.98      | 3.96                 |
| 6            | : Dr. Borade S.V., Asst. Prof.]    | [Surgery       | 3.97      | 3.79      | 3.89      | 3.86      | 3.82      | 3.87                 |
| 7            | : Dr. Chaudhari A.S., Asst. Prof.] | [Surgery       | 3.94      | 3.81      | 3.86      | 3.86      | 3.84      | 3.86                 |
| 8            | : Dr. Damani A.D., Asst. Prof.]    | [Surgery       | 3.96      | 3.78      | 3.88      | 3.84      | 3.83      | 3.86                 |
| 9            | : Dr. Dandekar K.N., Prof.]        | [Surgery       | 4.08      | 3.96      | 4.05      | 4.01      | 4.13      | 4.05                 |
| 10           | : Dr. Dange S. S., Asso. Prof.]    | [Surgery       | 4.03      | 3.82      | 3.90      | 3.85      | 3.92      | 3.90                 |
| 11           | : Dr. Deore S.K., SR]              | [Surgery       | 3.97      | 3.92      | 3.89      | 3.94      | 3.88      | 3.92                 |
| 12           | : Dr. Deshmukh A.M., Asso. Prof.]  | [Surgery       | 3.98      | 3.81      | 3.85      | 3.88      | 3.89      | 3.88                 |
| 13           | : Dr. Doke A.D., Asso. Prof.]      | [Surgery       | 3.99      | 3.79      | 3.84      | 3.86      | 3.84      | 3.87                 |
| 14           | : Dr. Dumbre P.G., Asst. Prof.]    | [Orthopaedics  | 3.93      | 3.88      | 3.85      | 3.90      | 3.82      | 3.88                 |
| 15           | : Dr. Gadhave K.C., Asso. Prof.]   | [Surgery       | 3.98      | 3.76      | 3.91      | 3.88      | 3.86      | 3.88                 |
| 16           | : Dr. Gangwal M.P., Asst. Prof.]   | [Surgery       | 3.95      | 3.80      | 3.89      | 3.89      | 3.84      | 3.87                 |
| 17           | : Dr. Ghorpade K. N., Prof.]       | [Orthopaedics  | 3.91      | 3.80      | 3.91      | 3.95      | 3.91      | 3.89                 |
| 18           | : Dr. Ghule N.M., Asst. Prof.]     | [Orthopaedics  | 3.95      | 3.88      | 3.91      | 3.91      | 3.85      | 3.90                 |

|    |                                    |               |      |      |      |      |      |      |
|----|------------------------------------|---------------|------|------|------|------|------|------|
| 19 | : Dr. Girme A.S., Asst. Prof.]     | [Orthopaedics | 3.90 | 3.88 | 3.90 | 3.88 | 3.88 | 3.88 |
| 20 | : Dr. Hadke V.Y., Asso. Prof.]     | [Surgery      | 4.05 | 3.84 | 3.96 | 3.90 | 4.02 | 3.95 |
| 21 | : Dr. Herode P.G., Prof. & Head]   | [Orthopaedics | 3.98 | 3.84 | 3.89 | 3.92 | 3.85 | 3.90 |
| 22 | : Dr. Jabez Gnany, Asst. Prof.]    | [Orthopaedics | 3.98 | 3.90 | 3.92 | 3.90 | 3.84 | 3.91 |
| 23 | : Dr. Jadhao A.B., Asst. Prof.]    | [Orthopaedics | 3.95 | 3.86 | 3.89 | 3.88 | 3.76 | 3.87 |
| 24 | : Dr. Jain K. A., SR]              | [Surgery      | 3.92 | 3.86 | 3.88 | 3.92 | 3.83 | 3.88 |
| 25 | : Dr. Jorvekar G.J., Prof. & Head] | [Surgery      | 4.13 | 3.95 | 3.99 | 3.98 | 4.04 | 4.02 |
| 26 | : Dr. Jukaku M.F., SR]             | [Orthopaedics | 3.91 | 3.86 | 3.93 | 3.92 | 3.79 | 3.88 |
| 27 | : Dr. Kandarkar S. M., SR]         | [Orthopaedics | 3.98 | 3.90 | 3.89 | 3.92 | 3.83 | 3.90 |
| 28 | : Dr. Kate S.G., SR]               | [Surgery      | 3.98 | 3.82 | 3.89 | 3.90 | 3.86 | 3.89 |
| 29 | : Dr. Khot T.D., Asst. Prof.]      | [Surgery      | 3.93 | 3.78 | 3.89 | 3.88 | 3.86 | 3.87 |
| 30 | : Dr. Lachake A. S., SR]           | [Surgery      | 3.96 | 3.80 | 3.88 | 3.86 | 3.83 | 3.87 |
| 31 | : Dr. Mahajan S. K., Asst. Prof.]  | [Surgery      | 3.97 | 3.84 | 3.90 | 3.88 | 3.84 | 3.89 |
| 32 | : Dr. Moolya P.K., SR]             | [Surgery      | 3.97 | 3.90 | 3.84 | 3.89 | 3.85 | 3.89 |
| 33 | : Dr. Nerkar E.N., Asst. Prof.]    | [Surgery      | 3.98 | 3.83 | 3.86 | 3.84 | 3.86 | 3.88 |
| 34 | : Dr. Pareek A. A., SR]            | [Orthopaedics | 3.90 | 3.89 | 3.86 | 3.92 | 3.90 | 3.89 |
| 35 | : Dr. Pushpak Kumar, Asst. Prof.]  | [Orthopaedics | 3.92 | 3.89 | 3.91 | 3.97 | 3.80 | 3.90 |
| 36 | : Dr. Rahinj D.N., Asst. Prof.]    | [Surgery      | 3.96 | 3.76 | 3.93 | 3.88 | 3.81 | 3.87 |
| 37 | : Dr. Sanap A.D., Asso. Prof.]     | [Orthopaedics | 3.90 | 3.84 | 3.91 | 3.96 | 3.90 | 3.90 |
| 38 | : Dr. Sangoi C. M., SR]            | [Surgery      | 3.96 | 3.82 | 3.88 | 3.84 | 3.84 | 3.87 |
| 39 | : Dr. Shah S. S., SR]              | [Orthopaedics | 3.90 | 3.88 | 3.92 | 3.93 | 3.83 | 3.89 |
| 40 | : Dr. Shaikh S. R., Asst. Prof.]   | [Orthopaedics | 3.95 | 3.88 | 3.94 | 3.98 | 3.88 | 3.92 |
| 41 | : Dr. Shelke C.V., Asso. Prof.]    | [Surgery      | 3.97 | 3.76 | 3.94 | 3.91 | 3.89 | 3.89 |
| 42 | : Dr. Shelke V.C., Asst. Prof.]    | [Orthopaedics | 3.94 | 3.86 | 3.88 | 3.94 | 3.85 | 3.89 |
| 43 | : Dr. Somani A.M., Prof.]          | [Orthopaedics | 3.91 | 3.82 | 3.90 | 3.90 | 3.83 | 3.87 |

|    |                                 |               |      |      |      |      |      |      |
|----|---------------------------------|---------------|------|------|------|------|------|------|
| 44 | : Dr. Tambe D.A., Asso. Prof.]  | [Orthopaedics | 3.95 | 3.86 | 3.91 | 3.89 | 3.82 | 3.89 |
| 45 | : Dr. Tayade N.N., Asst. Prof.] | [Surgery      | 3.97 | 3.82 | 3.89 | 3.83 | 3.86 | 3.88 |
| 46 | : Dr. Umbarkar P.R., SR]        | [Surgery      | 3.96 | 3.90 | 3.90 | 3.85 | 3.85 | 3.89 |
| 47 | : Dr. Venugopal Vinayak, SR]    | [Orthopaedics | 3.91 | 3.84 | 3.84 | 3.93 | 3.83 | 3.87 |
| 48 | : Dr. Vyas H.G., Prof.]         | [Surgery      | 4.10 | 3.94 | 4.00 | 4.04 | 4.06 | 4.03 |
| 49 | : Dr. Waghlikar H.D., SR]       | [Surgery      | 3.93 | 3.86 | 3.92 | 3.95 | 3.88 | 3.91 |
| 50 | : Dr. Yadkikar S. V., Prof.]    | [Orthopaedics | 3.92 | 3.91 | 3.88 | 3.89 | 3.83 | 3.88 |
| 51 | : Dr. Zaware S.U., Asst. Prof.] | [Surgery      | 3.99 | 3.80 | 3.90 | 3.84 | 3.86 | 3.88 |
| 52 | : Dr.(Ms) Kashyap Shiwangi, SR] | [Surgery      | 3.95 | 3.88 | 3.85 | 3.88 | 3.85 | 3.88 |

PART-II(D)

**2019-20 III MBBS (PART-II) REPORT OF FACULTY FEEDBACK OF**

**OBSTETRIC & GYNECOLOGY AND PAEDIATRIC**

| SR NO | TEACHERS NAME                                  | SUBJECT        | Q1   | Q2   | Q3   | Q4   | Q5   | AVERAGE SCORE |
|-------|--|----------------|------|------|------|------|------|---------------|
| 1     | : Dr. Kharde P.S., Prof.]                      | [Obstr. & Gyn  | 3.98 | 3.84 | 3.82 | 3.86 | 3.84 | 3.87          |
| 2     | : Dr. (Col) Rama Krishna Sanjeev, Asso. Prof.] | [Paeds.        | 4.08 | 3.96 | 4.01 | 3.93 | 3.92 | 3.98          |
| 3     | : Dr. (Mrs) Bora B. D., Prof.]                 | [Paeds.        | 4.06 | 3.92 | 3.99 | 3.92 | 3.94 | 3.97          |
| 4     | : Dr. (Mrs)Chatterjee Subhashree, Asst. Prof.] | [Obstr. & Gyn. | 4.02 | 3.92 | 3.92 | 3.88 | 3.92 | 3.93          |
| 5     | : Dr. (Mrs) Deshpande S.A., Prof.]             | [Obstr. & Gyn. | 3.97 | 3.87 | 3.87 | 3.91 | 3.86 | 3.89          |
| 6     | : Dr. (Mrs) Jadhav J.P., Prof.]                | [Paeds.        | 4.03 | 3.88 | 3.90 | 3.92 | 3.88 | 3.92          |
| 7     | : Dr. (Mrs) Nene D.K., ANMO cum Asst. Prof.]   | [Obstr. & Gyn. | 3.99 | 3.88 | 3.88 | 3.82 | 3.90 | 3.89          |
| 8     | : Dr. (Mrs) Pargaonkar S.P., Asst.             | [Paeds.        | 4.04 | 3.88 | 3.92 | 3.87 | 3.90 | 3.92          |

|    |  |                   |      |      |      |      |      |      |
|----|--|-------------------|------|------|------|------|------|------|
|    | Prof.]                                       |                   |      |      |      |      |      |      |
| 9  | : Dr. (Ms)Borawake S.K.<br>Asso.Prof         | [Obstr. &<br>Gyn. | 3.94 | 3.81 | 3.86 | 3.80 | 3.84 | 3.85 |
| 10 | : Dr. (Ms) BysaniVasavi<br>Devi, SR]         | [Obstr. &<br>Gyn. | 3.97 | 3.82 | 3.89 | 3.81 | 3.82 | 3.86 |
| 11 | : Dr. (Ms) Gagare S.D.,<br>Asst. Prof.]      | [Obstr. &<br>Gyn. | 3.97 | 3.87 | 3.87 | 3.84 | 3.86 | 3.88 |
| 12 | : Dr. (Ms) Jadhav R.A.,<br>SR]               | [Obstr. &<br>Gyn. | 3.97 | 3.84 | 3.87 | 3.87 | 3.86 | 3.88 |
| 13 | : Dr. (Ms) Jagtap A. B.,<br>SR]              | [Paeds.           | 3.94 | 3.86 | 3.87 | 3.86 | 3.91 | 3.89 |
| 14 | : Dr. (Ms) Kanotra S.K.,<br>Prof.]           | [Obstr. &<br>Gyn. | 3.94 | 3.86 | 3.83 | 3.88 | 3.86 | 3.87 |
| 15 | : Dr. (Ms) Korade M.T.,<br>SR]               | [Paeds.           | 3.96 | 3.86 | 3.90 | 3.89 | 3.88 | 3.90 |
| 16 | : Dr. (Ms) Mahajan K.S.,<br>Asst.Prof        | [Obstr. &<br>Gyn. | 3.99 | 3.88 | 3.94 | 3.92 | 3.93 | 3.93 |
| 17 | : Dr. (Ms) Musmade S.G.,<br>Asst. Prof.]     | [Paeds.           | 4.01 | 3.90 | 3.90 | 3.86 | 3.96 | 3.92 |
| 18 | : Dr. (Ms) Nayak P. V.,<br>SR]               | [Paeds.           | 3.94 | 3.88 | 3.88 | 3.87 | 3.88 | 3.89 |
| 19 | : Dr. (Ms) Sewalkar<br>M.R., SR]             | [Obstr. &<br>Gyn. | 3.98 | 3.86 | 3.86 | 3.88 | 3.84 | 3.88 |
| 20 | : Dr. (Ms) Singh M.K.,<br>SR]                | [Paeds.           | 4.02 | 3.91 | 3.92 | 3.90 | 3.94 | 3.94 |
| 21 | : Dr. (Ms) Vajpai R.R.,<br>SR]               | [Obstr. &<br>Gyn. | 3.97 | 3.84 | 3.89 | 3.88 | 3.84 | 3.88 |
| 22 | : Dr. Bangal V. B., Prof.<br>& Head]         | [Obstr. &<br>Gyn. | 4.06 | 3.93 | 3.86 | 3.87 | 3.92 | 3.93 |
| 23 | : Dr. Chatterjee Rajib,<br>Prof.]            | [Paeds.           | 4.03 | 3.90 | 3.99 | 3.89 | 4.03 | 3.97 |
| 24 | : Dr. Chavan L.G.M &<br>CWO cum Asst. Prof.] | [Obstr. &<br>Gyn. | 3.92 | 3.86 | 3.86 | 3.84 | 3.90 | 3.88 |
| 25 | : Dr. Deo B.A., Prof.]                       | [Paeds.           | 4.06 | 3.97 | 3.98 | 3.86 | 3.94 | 3.96 |
| 26 | : Dr. Deshpande A.B.,<br>Prof.]              | [Obstr. &<br>Gyn. | 3.99 | 3.84 | 3.89 | 3.90 | 3.89 | 3.90 |
| 27 | : Dr. Gavhane S.P., Asso.<br>Prof.]          | [Obstr. &<br>Gyn. | 3.93 | 3.80 | 3.81 | 3.83 | 3.86 | 3.85 |
| 28 | : Dr. Holkar R.R., Asst.<br>Prof.]           | [Paeds.           | 3.97 | 3.88 | 3.91 | 3.99 | 3.92 | 3.93 |
| 29 | : Dr. Jondhale P.S., SR]                     | [Obstr. &<br>Gyn. | 3.97 | 3.80 | 3.90 | 3.82 | 3.86 | 3.87 |
| 30 | : Dr. Kamat D.R., Asso.<br>Prof.]            | [Obstr. &<br>Gyn. | 3.94 | 3.82 | 3.84 | 3.87 | 3.84 | 3.86 |



|    |                                      |                |      |      |      |      |      |      |
|----|--------------------------------------|----------------|------|------|------|------|------|------|
| 31 | : Dr. Karpe N.S., Asso. Prof.]       | [Obstr. & Gyn. | 3.93 | 3.82 | 3.81 | 3.84 | 3.90 | 3.86 |
| 32 | : Dr. Khan M. A, SR]                 | [Paeds.        | 3.97 | 3.91 | 3.96 | 3.91 | 3.91 | 3.93 |
| 33 | : Dr. Kodlikeri A.R., SR]            | [Obstr. & Gyn. | 3.98 | 3.88 | 3.83 | 3.83 | 3.86 | 3.88 |
| 34 | : Dr. Kumar Prabhat, Prof.]          | [Paeds.        | 4.00 | 3.89 | 3.93 | 3.87 | 3.91 | 3.92 |
| 35 | : Dr. Mulay S.B., Asst. Prof.]       | [Paeds.        | 4.02 | 3.89 | 3.94 | 3.91 | 3.91 | 3.94 |
| 36 | : Dr. Nigwekar P. V., Prof.]         | [Paeds.        | 4.14 | 3.93 | 4.03 | 3.92 | 4.00 | 4.01 |
| 37 | : Dr. Pandit H.A., Asso. Prof.]      | [Obstr. & Gyn. | 3.88 | 3.80 | 3.87 | 3.80 | 3.90 | 3.85 |
| 38 | : Dr. Poyekar S.S., Asso. Prof.]     | [Paeds.        | 4.03 | 3.90 | 3.96 | 3.89 | 3.99 | 3.95 |
| 39 | : Dr. Rajput P.L., Asst. Prof.]      | [Obstr. & Gyn. | 3.97 | 3.78 | 3.89 | 3.84 | 3.88 | 3.87 |
| 40 | : Dr. Sable S.B., Asso. Prof.]       | [Paeds.        | 4.00 | 3.82 | 3.91 | 3.87 | 3.89 | 3.90 |
| 41 | : Dr. Shrikhande D.Y., Prof. & Head] | [Paeds.        | 4.10 | 3.91 | 3.99 | 3.91 | 3.94 | 3.97 |

## PART-II(E)

### 2019-20 III MBBS (PART-II) REPORT OF FACULTY FEEDBACK OF

#### ANAESTHESIOLOGY & RADIOTHERAPHY

| SR NO | TEACHERS NAME                        | SUBJECT     | Q1   | Q2   | Q3   | Q4   | Q5   | AVERAGE SCORE |
|-------|--------------------------------------|-------------|------|------|------|------|------|---------------|
| 1     | : Dr. (Mrs)Anarase Y.S Asso. Prof.]  | [Anaesth.   | 3.75 | 3.76 | 3.74 | 3.71 | 3.72 | 3.73          |
| 2     | : Dr. (Mrs)Badhe V. K.Prof& Head     | [Anaesth.   | 3.79 | 3.77 | 3.69 | 3.72 | 3.73 | 3.74          |
| 3     | : Dr. (Mrs) Jain V.S., Prof & Head   | [Radioth.   | 3.81 | 3.76 | 3.68 | 3.72 | 3.72 | 3.74          |
| 4     | : Dr. (Mrs) Narode N.V. Asst. Prof.] | [Anaesth.   | 3.77 | 3.72 | 3.66 | 3.73 | 3.69 | 3.71          |
| 5     | : Dr. (Ms) Agrawal S.O., SR]         | [Anaesth.   | 3.77 | 3.73 | 3.75 | 3.74 | 3.71 | 3.74          |
| 6     | : Dr. (Ms) Badhe V.K., Asst. Prof.]  | [Anaesth.   | 3.74 | 3.69 | 3.71 | 3.73 | 3.72 | 3.72          |
| 7     | : Dr(Ms)Bhangdiya N.M. Asst.Prof.    | [Radiodiag. | 3.78 | 3.76 | 3.69 | 3.73 | 3.73 | 3.74          |

|    |   |             |      |      |      |      |      |      |
|----|---|-------------|------|------|------|------|------|------|
| 8  | : Dr. (Ms) Danave R.P., SR]             | [Anaesth.   | 3.76 | 3.75 | 3.72 | 3.68 | 3.73 | 3.73 |
| 9  | : Dr. (Ms) Gaikwad D.C., SR]            | [Radiodiag. | 3.81 | 3.71 | 3.62 | 3.69 | 3.72 | 3.71 |
| 10 | : Dr. (Ms) Kadri T. J., SR]             | [Anaesth.   | 3.79 | 3.76 | 3.74 | 3.73 | 3.77 | 3.76 |
| 11 | : Dr. (Ms) Mundra Shradha, Asso. Prof.] | [Anaesth.   | 3.79 | 3.76 | 3.74 | 3.72 | 3.71 | 3.74 |
| 12 | : Dr. (Ms) Narechania V. N., SR]        | [Anaesth.   | 3.80 | 3.72 | 3.68 | 3.67 | 3.74 | 3.72 |
| 13 | : Dr. (Ms) Sharma K. A., SR]            | [Anaesth.   | 3.77 | 3.71 | 3.67 | 3.65 | 3.69 | 3.70 |
| 14 | : Dr. (Ms)Shirsath R.D., Asst. Prof.    | [Radiodiag. | 3.80 | 3.71 | 3.71 | 3.71 | 3.73 | 3.73 |
| 15 | : Dr. (Ms) Suryawanshi R.R., SR]        | [Radiodiag. | 3.77 | 3.76 | 3.69 | 3.72 | 3.72 | 3.73 |
| 16 | : Dr. (Ms) Thosar R. V., Asst. Prof.]   | [Anaesth.   | 3.75 | 3.73 | 3.73 | 3.73 | 3.72 | 3.73 |
| 17 | : Dr. (Ms) Waghmare C.M., Prof.]        | [Radioth.   | 3.80 | 3.76 | 3.69 | 3.69 | 3.76 | 3.74 |
| 18 | : Dr. Aher N.D., SR]                    | [Radiodiag. | 3.79 | 3.73 | 3.69 | 3.73 | 3.69 | 3.73 |
| 19 | : Dr. Bhagat H.R., SR]                  | [Radiodiag. | 3.79 | 3.69 | 3.66 | 3.69 | 3.73 | 3.71 |
| 20 | : Dr. Bhalerao A. D., Asst. Prof.]      | [Anaesth.   | 3.80 | 3.72 | 3.73 | 3.71 | 3.69 | 3.73 |
| 21 | : Dr. Bhavar T.D., Asso. Prof.]         | [Anaesth.   | 3.78 | 3.73 | 3.73 | 3.75 | 3.74 | 3.74 |
| 22 | : Dr. Chavan N.W., SR]                  | [Anaesth.   | 3.76 | 3.72 | 3.73 | 3.71 | 3.69 | 3.72 |
| 23 | : Dr. Choudhary S.S., SR]               | [Radiodiag. | 3.78 | 3.71 | 3.67 | 3.74 | 3.72 | 3.72 |
| 24 | : Dr. Desai K.D., Asst. Prof.]          | [Radiodiag. | 3.81 | 3.73 | 3.73 | 3.67 | 3.73 | 3.73 |
| 25 | : Dr. Kalyan Prasad T.V., SR]           | [Radiodiag. | 3.76 | 3.75 | 3.66 | 3.72 | 3.74 | 3.72 |
| 26 | : Dr. Kawade R. D., Prof.]              | [Radiodiag. | 3.77 | 3.75 | 3.65 | 3.73 | 3.71 | 3.72 |
| 27 | : Dr. Kharde V.V., SR]                  | [Anaesth.   | 3.77 | 3.75 | 3.71 | 3.72 | 3.76 | 3.74 |
| 28 | : Dr. Korde M.B., SR]                   | [Radioth.   | 3.83 | 3.76 | 3.73 | 3.66 | 3.74 | 3.74 |
| 29 | : Dr. Kotalwar A.R., SR]                | [Anaesth.   | 3.78 | 3.72 | 3.71 | 3.67 | 3.69 | 3.71 |
| 30 | : Dr. Kulkarni D. S., Prof.]            | [Radiodiag. | 3.80 | 3.77 | 3.72 | 3.72 | 3.71 | 3.74 |
| 31 | : Dr. Landge N.C., Asso. Prof.]         | [Anaesth.   | 3.79 | 3.74 | 3.72 | 3.73 | 3.71 | 3.73 |
| 32 | : Dr. Nale R.S., Asso. Prof.]           | [Anaesth.   | 3.79 | 3.76 | 3.72 | 3.74 | 3.74 | 3.75 |

|    |                                     |             |      |      |      |      |      |      |
|----|-------------------------------------|-------------|------|------|------|------|------|------|
| 33 | : Dr. Natekar S.P., Asst. Prof.]    | [Anaesth.   | 3.76 | 3.71 | 3.69 | 3.71 | 3.75 | 3.72 |
| 34 | : Dr. Padol Y.B., SR]               | [Anaesth.   | 3.81 | 3.71 | 3.72 | 3.71 | 3.68 | 3.72 |
| 35 | : Dr. Patel S.A., Asst. Prof.]      | [Radioth.   | 3.82 | 3.74 | 3.73 | 3.68 | 3.74 | 3.74 |
| 36 | : Dr. Patel V.R., SR]               | [Radiodiag. | 3.77 | 3.73 | 3.73 | 3.75 | 3.73 | 3.74 |
| 37 | : Dr. Patil V.B., Asst. Prof.]      | [Radiodiag. | 3.81 | 3.73 | 3.67 | 3.73 | 3.72 | 3.73 |
| 38 | : Dr. Sachdev M.P., SR]             | [Radiodiag. | 3.78 | 3.73 | 3.67 | 3.71 | 3.75 | 3.73 |
| 39 | : Dr. Sachdev Y.P., Prof. & Head]   | [Radiodiag. | 3.82 | 3.80 | 3.74 | 3.71 | 3.75 | 3.76 |
| 40 | : Dr. Shetti A.N., Prof.]           | [Anaesth.   | 3.79 | 3.75 | 3.72 | 3.71 | 3.71 | 3.73 |
| 41 | : Dr. Shidhaye R. V., Prof.]        | [Anaesth.   | 3.81 | 3.76 | 3.67 | 3.71 | 3.71 | 3.73 |
| 42 | : Dr. Shirsath S.D., Asst. Prof.]   | [Radiodiag. | 3.79 | 3.74 | 3.68 | 3.72 | 3.68 | 3.72 |
| 43 | : Dr. Sukhtankar V. C. Asso. Prof.] | [Anaesth.   | 3.80 | 3.75 | 3.67 | 3.71 | 3.69 | 3.72 |
| 44 | : Dr. Thakur P.K., Prof.]           | [Radioth.   | 3.84 | 3.74 | 3.68 | 3.69 | 3.74 | 3.74 |
| 45 | : Dr. Vikhe G.V, Asst. Prof.]       | [Radiodiag. | 3.80 | 3.69 | 3.65 | 3.68 | 3.73 | 3.71 |
| 46 | : Dr.(Mrs.) Swami N. R. Asst. Prof. | [Anaesth.   | 3.79 | 3.74 | 3.72 | 3.68 | 3.72 | 3.73 |
| 47 | : Dr.(Ms) Bhagat N. S., SR]         | [Radioth.   | 3.83 | 3.72 | 3.74 | 3.65 | 3.72 | 3.73 |
| 48 | : Mr. Sarje M.B., Med. Physicist]   | [Radioth.   | 3.83 | 3.76 | 3.73 | 3.65 | 3.72 | 3.74 |

## FEEDBACK FROM PG STUDENTS – OBSERVATION TABLES

### A. 2019-20 PG RMC FB Report on Infrastructure, Curriculum & Department

| SN | Name of Dept.          | Responses | Infrastructure<br>e FB Avg | Curriculum<br>m FB Avg | FB on<br>Department<br>Avg | Grand<br>Average |
|----|------------------------|-----------|----------------------------|------------------------|----------------------------|------------------|
| 1  | Pathology              | 5         | 4.1                        | 4.7                    | 4.8                        | 4.5              |
| 2  | Microbiology           | 1         | 5                          | 5                      | 5                          | 5                |
| 3  | Pharmacology           | 1         | 4.4                        | 3.9                    | 4.8                        | 4.3              |
| 4  | Forensic Medicine      | 1         | 3.2                        | 4                      | 4                          | 3.9              |
| 5  | Community Medicine     | 1         | 4.1                        | 4.1                    | 4.1                        | 4.1              |
| 6  | ENT                    | -         | -                          | -                      | -                          | -                |
| 7  | Ophthalmology          | 5         | 4.1                        | 4.0                    | 4.2                        | 4.1              |
| 8  | Medicine               | 7         | 4.1                        | 4.4                    | 4.5                        | 4.3              |
| 9  | Surgery                | 4         | 3.1                        | 3.2                    | 3.2                        | 3.1              |
| 10 | Paediatrics            | 10        | 4.2                        | 4.8                    | 4.5                        | 4.5              |
| 11 | Obg& Gyn               | 8         | 4.1                        | 3.9                    | 4.3                        | 4.1              |
| 12 | Orthopaedics           | 6         | 4.1                        | 4.6                    | 4.4                        | 4.3              |
| 13 | Radiodiagnosis         | 5         | 4.2                        | 4.4                    | 4.1                        | 4.2              |
| 14 | Radiotherapy           | 4         | 3.1                        | 3.8                    | 4.1                        | 3.6              |
| 15 | Anaesthesia            | 13        | 4.1                        | 4.3                    | 4.3                        | 4.2              |
|    | <i>TOTAL &amp; Avg</i> | <i>69</i> | <i>4</i>                   | <i>4.2</i>             | <i>4.3</i>                 | <i>4.2</i>       |

**B. 2020-21 PG RMC FB Report on Faculty**

| <b>Sr. No.</b>      | <b>Name</b>             | <b>Designation</b>  | <b>Average Score of FB</b> |
|---------------------|-------------------------|---|----------------------------|
| <b>PATHOLOGY</b>    |                         |   |                            |
| 01                  | Dr. Karle R.R.          | Tutor<br>Resident<br>Asst. Professor<br>Assoc. Professor<br>Professor<br>Professor & Head | <b>5.1</b>                 |
| 02                  | Dr. Dongre S.D.         | Professor & Head<br>Professor   | <b>5.0</b>                 |
| 03                  | Dr. Ghosh D.K.          | Assoc. Professor<br>Professor   | <b>4.9</b>                 |
| 04                  | Dr. Angarkar N.N.       | Professor   | <b>4.9</b>                 |
| 05                  | Dr. (Mrs) Baviskar B.P. | Tutor<br>Asst. Professor<br>Assoc. Professor<br>Professor                                 | <b>5</b>                   |
| 06                  | Dr. Munemane A.B.       | Assoc. Professor<br>Professor   | <b>5</b>                   |
| 07                  | Dr. (Ms) Pandure M.M.   | Tutor<br>Asst. Professor<br>Assoc. Professor<br>Professor                                 | <b>5</b>                   |
| 08                  | Dr. (Mrs) Somani A.A.   | Asst. Professor<br>Assoc. Professor   | <b>5</b>                   |
| 09                  | Dr. Khapke D.P.         | Asst. Professor   | <b>5</b>                   |
| 10                  | Dr. Pargaonkar P.P.     | Asst. Professor   | <b>5</b>                   |
| 11                  | Dr. Deshpande N.S.      | Asst. Professor   | <b>5</b>                   |
| 12                  | Dr. (Ms) Kale A.V.      | Asst. Professor   | <b>5</b>                   |
| 13                  | Dr. Ambekar A.A.        | Tutor<br>Asst. Professor  | <b>5</b>                   |
| 14                  | Dr. (Ms) Dahe S.V.      | Tutor   | <b>5</b>                   |
| 15                  | Dr. (Ms) Elias A.S.     | Tutor   | <b>4.6</b>                 |
| 16                  | Dr. (Ms) Vekariya R.G   | Tutor   | <b>5.1</b>                 |
| 17                  | Dr. (Ms) Shah H.K       | Tutor   | <b>4.9</b>                 |
| 18                  | Dr. (Ms) Mittal A.R     | Tutor   | <b>4.9</b>                 |
| 19                  | Dr. Singh S.K           | Tutor   | <b>4.9</b>                 |
| 20                  | Dr. (Ms) Passi R.S      | Tutor   | <b>4.6</b>                 |
| 21                  | Dr. Bondar A.U.         | Tutor   | <b>4.6</b>                 |
| 22                  | Dr. Kolte P.K.          | Tutor   | <b>4.7</b>                 |
| 23                  | Dr. Mukane R.H.         | Tutor   | <b>4.7</b>                 |
| 24                  | Dr. (Ms) Patel G.N.     | Tutor   | <b>4.9</b>                 |
| <b>MICROBIOLOGY</b> |                         |   |                            |

| <b>Sr. No.</b>           | <b>Name</b>              | <b>Designation</b>   | <b>Average Score of FB</b> |
|--------------------------|--------------------------|--|----------------------------|
| 01                       | Dr. Roushani S.B.        | Asst. Professor<br>Assoc. Professor<br>Professor<br>Professor & Head | <b>5.1</b>                 |
| 02                       | Dr. (Ms) Bhalerao D.S.   | Asst. Professor<br>Assoc. Professor<br>Professor                     | <b>5.1</b>                 |
| 03                       | Dr. (Mrs) Kinikar A.G.   | Tutor<br>Asst. Professor<br>Assoc. Professor<br>Professor            | <b>5</b>                   |
| 04                       | Dr. Jain S.M.            | Professor  | <b>5</b>                   |
| 05                       | Dr. Deorukhkar S.C.      | Tutor<br>Asst. Professor<br>Assoc. Professor                         | <b>4.9</b>                 |
| 06                       | Dr. Kulkarni V.L.        | Asst. Professor<br>Assoc. Professor                                  | <b>5.0</b>                 |
| 07                       | Mr. Kulkarni S.G.        | Tutor<br>Asst. Professor   | <b>5</b>                   |
| 08                       | Dr. Rajhans V. V.        | Asst. Professor  | <b>5</b>                   |
| 09                       | Dr. (Mrs) Syeda G. S.    | Asst. Professor  | <b>5</b>                   |
| 10                       | Dr. Mane N.R.            | Tutor  | <b>5</b>                   |
| 11                       | Dr. (Ms) Nair Anita      | Tutor  | <b>5</b>                   |
| <b>PHARMACOLOGY</b>      |                          |  |                            |
| 01                       | Dr. Kunkulol R.R.        | Asst. Professor<br>Assoc. Professor<br>Professor<br>Professor & Head | <b>5</b>                   |
| 02                       | Dr. (Ms.) Marawar Anagha | Assoc. Professor<br>Professor  | <b>5</b>                   |
| 03                       | Dr. Narwane S.P.         | Asst. Professor<br>Assoc. Professor                                  | <b>5</b>                   |
| 04                       | Dr. Baheti T.C.          | Asst. Professor<br>Assoc. Professor                                  | <b>4.8</b>                 |
| 05                       | Ms. Patil G.D.           | Tutor<br>Asst. Professor   | <b>4.9</b>                 |
| 06                       | Dr. Sayed A. U.          | Asst. Professor  | <b>4.9</b>                 |
| 07                       | Dr. (Ms) Gulve P.B.      | Tutor<br>Asst. Professor   | <b>4.9</b>                 |
| 08                       | Dr. (Ms) Kharde R.B.     | Tutor<br>Asst. Professor   | <b>5</b>                   |
| 09                       | Mrs. Pulate V.S.         | Tutor  | <b>4.9</b>                 |
| 10                       | Mrs. Tambe S.N.          | Tutor  | <b>5</b>                   |
| <b>FORENSIC MEDICINE</b> |                          |  |                            |
| 01                       | Dr. Pawar M.N.           | Professor & Head   | <b>4.1</b>                 |

| <b>Sr. No.</b>            | <b>Name</b>              | <b>Designation</b>  | <b>Average Score of FB</b> |
|---------------------------|--------------------------|---|----------------------------|
| 02                        | Dr. Farooqui J.M.        | Tutor<br>Asst. Professor<br>Assoc. Professor<br>Professor     | <b>4.1</b>                 |
| 03                        | Dr. Buktar S.B.          | Tutor<br>Asst. Professor<br>Assoc. Professor                  | <b>4.1</b>                 |
| 04                        | Dr. Waghmode S.B.        | Tutor   | <b>3.3</b>                 |
| 05                        | Dr. Patil A.D.           | Tutor   | <b>3.3</b>                 |
| 06                        | Dr. Kandangire A.V.      | Tutor   | <b>3.3</b>                 |
| <b>COMMUNITY MEDICINE</b> |                          |   |                            |
| 01                        | Dr. (Mrs) Javdekar S.S.  | Professor<br>Professor & Head                                 | <b>4.2</b>                 |
| 02                        | Dr. RajvirBhalwar        | Professor   | <b>4.1</b>                 |
| 03                        | Dr. Phalke D.B.          | Professor   | <b>4.1</b>                 |
| 04                        | Dr. (Mrs) Phalke V.D.    | Asst. Professor<br>Assoc. Professor<br>Professor              | <b>4.1</b>                 |
| 05                        | Dr. Deshpande J.D.       | Asst. Professor<br>Assoc. Professor<br>Professor              | <b>4.0</b>                 |
| 06                        | Dr. Javdekar S.J.        | Assoc. Professor<br>Professor                                 | <b>4.0</b>                 |
| 07                        | Dr. Kharde A.L.          | Asst. Professor<br>Assoc. Professor                           | <b>4.0</b>                 |
| 08                        | Dr. (Ms) Muneshwar S.N.  | Asst. Professor<br>Assoc. Professor                           | <b>4.0</b>                 |
| 09                        | Dr. Kamble M.G.          | Epidemiologist cum<br>Assistant Professor<br>Assoc. Professor | <b>4.2</b>                 |
| 10                        | Mr. Pawar H. J.          | Statistician & Asst.<br>Professor                             | <b>4.1</b>                 |
| 11                        | Dr. Bhavare G. M.        | Asst. Professor   | <b>4.1</b>                 |
| 12                        | Dr. Baviskar M.P.        | Asst. Professor   | <b>4.1</b>                 |
| 13                        | Dr. (Ms) Mahavarkar V.N. | Tutor<br>Asst. Professor                                      | <b>4.1</b>                 |
| 14                        | Dr. Bhide A.R.           | Asst. Professor   | <b>4.1</b>                 |
| 15                        | Dr. (Mrs) Bhoi J.S.      | Lady Medical Officer  | <b>4.1</b>                 |
| 16                        | Dr. (Ms) Bhoi V.S.       | Lady Medical Officer  | <b>4</b>                   |
| 17                        | Dr. (Ms) Datta S.S.      | Tutor   | <b>4</b>                   |
| 18                        | Dr. Mutkule S.R.         | Tutor   | <b>4</b>                   |
| 19                        | Dr. Bhoi B.S.            | Tutor   | <b>4</b>                   |
| 20                        | Dr.(Ms) Waman S.D.       | Tutor   | <b>4</b>                   |
| <b>GENERAL MEDICINE</b>   |                          |   |                            |
| 01                        | Dr. Mahajan S.N.         | Professor & Head  | <b>4.8</b>                 |

| <b>Sr. No.</b> | <b>Name</b>            | <b>Designation</b>                                     | <b>Average Score of FB</b> |
|----------------|------------------------|--|----------------------------|
|                |                        | Professor<br>Professor & Head                          |                            |
| 02             | Dr. Gondhali M.P.      | Asst. Professor<br>Assoc. Professor<br>Professor       | <b>4.7</b>                 |
| 03             | Dr. Sabale B.B.        | Assoc. Professor<br>Professor                          | <b>4.5</b>                 |
| 04             | Dr. Raul Kuldeepsing M | Professor  | <b>4.6</b>                 |
| 05             | Dr. Varpe S.R.         | Asst. Professor<br>Assoc. Professor                    | <b>4.3</b>                 |
| 06             | Dr. Gadekar L.S.       | Resident<br>Asst. Professor<br>Assoc. Professor        | <b>4.5</b>                 |
| 07             | Dr. Varade S.S.        | Assoc. Professor                                       | <b>4.5</b>                 |
| 08             | Dr. Shukla S.N.        | Senior Resident<br>Asst. Professor<br>Assoc. Professor | <b>4.5</b>                 |
| 09             | Dr. Sinare B.R.        | Asst. Professor<br>Assoc. Professor                    | <b>4.4</b>                 |
| 10             | Dr. Gagare A. G.       | Asst. Professor<br>Assoc. Professor                    | <b>4.4</b>                 |
| 11             | Dr. Jadhavar A.L.      | Asst. Professor<br>Assoc. Professor                    | <b>4.4</b>                 |
| 12             | Dr. Sharma G.S.        | Assoc. Professor                                       | <b>4.5</b>                 |
| 13             | Dr. Dhakane A.B.       | Asst. Professor  | <b>4.5</b>                 |
| 14             | Dr. Mulay S.D.         | Asst. Professor  | <b>4.5</b>                 |
| 15             | Dr. Patrike G.B.       | SR<br>Asst. Professor                                  | <b>4.5</b>                 |
| 16             | Dr. Vethekar M.R.      | SR<br>Asst. Professor                                  | <b>4.5</b>                 |
| 17             | Dr. Padghan D.R.       | Asst. Professor  | <b>4.5</b>                 |
| 18             | Dr. Mulay A.B.         | JR<br>SR<br>Asst. Professor                            | <b>4.5</b>                 |
| 19             | Dr. Kulkarni S.S.      | SR<br>Asst. Professor                                  | <b>4.5</b>                 |
| 20             | Dr. Marathe P.V.       | Asst. Professor  | <b>4.5</b>                 |
| 21             | Dr. Rathi C.D.         | Asst. Professor  | <b>4.5</b>                 |
| 22             | Dr. Tanpure T.B.       | SR<br>Asst. Professor                                  | <b>4.4</b>                 |
| 23             | Dr. Shinde D.K.        | Asst. Professor  | <b>4.6</b>                 |
| 24             | Dr. Andure D.C.        | Asst. Professor  | <b>4.5</b>                 |
| 25             | Dr. Bavikar S.S.       | Asst. Professor  | <b>4.5</b>                 |
| 26             | Dr. Nighute S.S.       | Asst. Professor  | <b>4.5</b>                 |
| 27             | Dr. Tuse S.S.          | Asst. Professor  | <b>4.5</b>                 |



| <b>Sr. No.</b> | <b>Name</b>                    | <b>Designation</b>  | <b>Average Score of FB</b> |
|----------------|--------------------------------|---|----------------------------|
| 28             | Dr. Tilekar P.B.               | Asst. Professor   | <b>4.5</b>                 |
| 29             | Dr. Gaikwad R.W.               | SR<br>Asst. Professor   | <b>4.5</b>                 |
| 30             | Dr. Patil A.S.                 | SR  | <b>4.5</b>                 |
| 31             | Dr. Gite S.S.                  | SR  | <b>4.5</b>                 |
| 32             | Dr. Badhe S.K.                 | SR  | <b>4.5</b>                 |
| 33             | Dr. (Ms) Korde M.S.            | SR  | <b>4.5</b>                 |
| 34             | Dr. Tolani G.B.                | SR  | <b>4.5</b>                 |
| 35             | Dr. Gitay A.A.                 | SR  | <b>4.5</b>                 |
| 36             | Dr. Bewal A.K.                 | SR  | <b>4.5</b>                 |
| 37             | Dr. T.V.K Arshad Abdulla       | SR  | <b>4.5</b>                 |
| 38             | Dr. Phadke C. U                | SR  | <b>4.5</b>                 |
|                | <b>PAEDIATRICS</b>             |   |                            |
| 01             | Dr. Shrikhande D.Y.            | Assoc. Professor<br>Professor & Head  | <b>4.8</b>                 |
| 02             | Dr. Chatterjee Rajib           | Tutor<br>Asst. Lecturer<br>Asst. Professor<br>Assoc. Professor<br>Professor | <b>4.5</b>                 |
| 03             | Dr. Nigwekar P. V.             | Asst. Professor<br>Assoc. Professor<br>Professor                            | <b>4.5</b>                 |
| 04             | Dr. Kumar Prabhat              | Professor   | <b>4.5</b>                 |
| 05             | Dr. (Mrs) Jadhav J.P.          | Asst. Professor<br>Assoc. Professor<br>Professor                            | <b>4.5</b>                 |
| 06             | Dr. Deo B.A.                   | Asst. Professor<br>Assoc. Professor<br>Professor                            | <b>4.5</b>                 |
| 07             | Dr. (Mrs) Bora B. D.           | Asst. Professor<br>Assoc. Professor<br>Professor                            | <b>4.5</b>                 |
| 08             | Dr. Sable S.B.                 | Asst. Professor<br>Assoc. Professor   | <b>4.5</b>                 |
| 09             | Dr. Poyekar S.S.               | Assoc. Professor  | <b>4.5</b>                 |
| 10             | Dr. (Col) Rama Krishna Sanjeev | Asst. Professor<br>Assoc. Professor   | <b>4.5</b>                 |
| 11             | Dr. (Mrs) Pargaonkar S.P.      | Asst. Professor   | <b>4.5</b>                 |
| 12             | Dr. Holkar R.R.                | Asst. Professor   | <b>4.5</b>                 |
| 13             | Dr. Mulay S.B.                 | Asst. Professor   | <b>4.5</b>                 |
| 14             | Dr. (Ms) Musmade S.G.          | Asst. Professor   | <b>4.4</b>                 |
| 15             | Dr. (Ms) Jagtap A. B.          | SR  | <b>4.4</b>                 |
| 16             | Dr. (Ms) Singh M.K.            | SR  | <b>4.4</b>                 |

| <b>Sr. No.</b>         | <b>Name</b>          | <b>Designation</b>   | <b>Average Score of FB</b> |
|------------------------|----------------------|--|----------------------------|
| 17                     | Dr. (Ms) Korade M.T. | SR   | <b>4.3</b>                 |
| 18                     | Dr. Khan M. A        | SR   | <b>4.3</b>                 |
| 19                     | Dr. (Ms) Nayak P. V. | SR   | <b>4.3</b>                 |
| <b>GENERAL SURGERY</b> |                      |  |                            |
| 01                     | Dr. Jorvekar G.J.    | Asst. Professor<br>Assoc. Professor<br>Professor<br>Professor & Head | <b>4.9</b>                 |
| 02                     | Dr. Baviskar P. K.   | Asst. Professor<br>Assoc. Professor<br>Professor                     | <b>4.9</b>                 |
| 03                     | Dr. Vyas H.G.        | Assoc. Professor<br>Professor  | <b>4.9</b>                 |
| 04                     | Dr. Dandekar K.N.    | Professor  | <b>4.9</b>                 |
| 05                     | Dr. Apturkar D. K.   | Professor  | <b>4.9</b>                 |
| 06                     | Dr. Anarase S.S.     | Asst. Professor<br>Assoc. Professor<br>Professor                     | <b>4.9</b>                 |
| 07                     | Dr. Shelke C.V.      | Asst. Professor<br>Assoc. Professor                                  | <b>4.9</b>                 |
| 08                     | Dr. Gadhave K.C.     | Asst. Professor<br>Assoc. Professor                                  | <b>4.9</b>                 |
| 09                     | Dr. Dange S. S.      | Asst. Professor<br>Assoc. Professor                                  | <b>4.8</b>                 |
| 10                     | Dr. Deshmukh A.M.    | Asst. Professor<br>Assoc. Professor                                  | <b>4.8</b>                 |
| 11                     | Dr. Hadke V.Y.       | Asst. Professor<br>Assoc. Professor                                  | <b>4.6</b>                 |
| 12                     | Dr. Doke A.D.        | Asst. Professor<br>Assoc. Professor                                  | <b>4.5</b>                 |
| 13                     | Dr. Rahinj D.N.      | Asst. Professor  | <b>4.4</b>                 |
| 14                     | Dr. Mahajan S. K.    | Asst. Professor  | <b>4.6</b>                 |
| 15                     | Dr. Zaware S.U.      | Asst. Professor  | <b>4.7</b>                 |
| 16                     | Dr. Khot T.D.        | Asst. Professor  | <b>4.6</b>                 |
| 17                     | Dr. Damani A.D.      | Asst. Professor  | <b>4.4</b>                 |
| 18                     | Dr. Borade S.V.      | Asst. Professor  | <b>4.6</b>                 |
| 19                     | Dr. Banswal L.P.     | Asst. Professor  | <b>4.5</b>                 |
| 20                     | Dr. Tayade N.N.      | Asst. Professor  | <b>4.7</b>                 |
| 21                     | Dr. Badhe K.R.       | JR<br>SR<br>Asst. Professor  | <b>4.5</b>                 |
| 22                     | Dr. Gangwal M.P.     | SR<br>Asst. Professor  | <b>4.6</b>                 |
| 23                     | Dr. Chaudhari A.S.   | JR   | <b>4.4</b>                 |

| <b>Sr. No.</b>      | <b>Name</b>                 | <b>Designation</b>                               | <b>Average Score of FB</b> |
|---------------------|-----------------------------|--|----------------------------|
|                     |                             | SR<br>Asst. Professor                            |                            |
| 24                  | Dr. Nerkar E.N.             | Asst. Professor                                  | <b>4.6</b>                 |
| 25                  | Dr. Deore S.K.              | JR<br>SR   | <b>4.3</b>                 |
| 26                  | Dr. Kate S.G.               | SR   | <b>4.3</b>                 |
| 27                  | Dr. Waghlikar H.D.          | SR   | <b>4.4</b>                 |
| 28                  | Dr.(Ms) Kashyap<br>Shiwangi | SR   | <b>4.5</b>                 |
| 29                  | Dr. Umbarkar P.R.           | SR   | <b>4.6</b>                 |
| 30                  | Dr. Moolya P.K.             | SR   | <b>4.6</b>                 |
| 31                  | Dr. Lachake A. S.           | SR   | <b>4.7</b>                 |
| 32                  | Dr. Jain K. A.              | SR   | <b>4.4</b>                 |
| 33                  | Dr. Sangoi C. M.            | SR   | <b>4.5</b>                 |
| <b>ORTHOPAEDICS</b> |                             |  |                            |
| 01                  | Dr. Herode P.G.             | Professor & Head                                 | <b>4.8</b>                 |
| 02                  | Dr. Somani A.M.             | Asst. Professor<br>Assoc. Professor<br>Professor | <b>4.7</b>                 |
| 03                  | Dr. Yadkikar S. V.          | Asst. Professor<br>Assoc. Professor<br>Professor | <b>4.7</b>                 |
| 04                  | Dr. Ghorpade K. N.          | Assoc. Professor<br>Professor                    | <b>4.7</b>                 |
| 05                  | Dr. Tambe D.A.              | Assoc. Professor                                 | <b>4.9</b>                 |
| 06                  | Dr. Sanap A.D.              | Asst. Professor<br>Assoc. Professor              | <b>4.9</b>                 |
| 07                  | Dr. Girme A.S.              | JR<br>SR<br>Asst. Professor                      | <b>4.7</b>                 |
| 08                  | Dr. Shelke V.C.             | SR<br>Asst. Professor                            | <b>4.9</b>                 |
| 09                  | Dr. Shaikh S. R.            | SR<br>Asst. Professor                            | <b>4.7</b>                 |
| 10                  | Dr. Ghule N.M.              | SR<br>Asst. Professor                            | <b>4.5</b>                 |
| 11                  | Dr. Pushpak Kumar           | JR<br>SR<br>Asst. Professor                      | <b>4.5</b>                 |
| 12                  | Dr. Jabez Gnany             | SR<br>Asst. Professor                            | <b>4.5</b>                 |
| 13                  | Dr. Dumbre P.G.             | Asst. Professor                                  | <b>4.5</b>                 |
| 14                  | Dr. Jadhao A.B.             | SR   | <b>4.5</b>                 |

| <b>Sr. No.</b>          | <b>Name</b>             | <b>Designation</b>  | <b>Average Score of FB</b> |
|-------------------------|-------------------------|---|----------------------------|
|                         |                         | Asst. Professor   |                            |
| 15                      | Dr. Venugopal Vinayak   | SR  | <b>4.5</b>                 |
| 16                      | Dr. Jukaku M.F.         | SR  | <b>4.6</b>                 |
| 17                      | Dr. Shah S. S.          | SR  | <b>4.7</b>                 |
| 18                      | Dr. Kandarkar S. M.     | SR  | <b>4.5</b>                 |
| 19                      | Dr. Pareek A. A.        | SR  | <b>4.5</b>                 |
| <b>OPHTHALMOLOGY</b>    |                         |   |                            |
| 01                      | Dr. Badhe K. P.         | Asst. Professor<br>Assoc. Professor<br>Professor<br>Professor & Head              | <b>4.6</b>                 |
| 02                      | Dr.(Mrs) Bangal S.V.    | Asst. Professor<br>Assoc. Professor<br>Professor<br>Professor & Head<br>Professor | <b>4.6</b>                 |
| 03                      | Dr. (Mrs) Nigwekar S.P. | Asst. Professor<br>Assoc. Professor<br>Professor                                  | <b>4.6</b>                 |
| 04                      | Dr. Chavan W.M.         | Asst. Professor<br>Assoc. Professor<br>Professor                                  | <b>4.6</b>                 |
| 05                      | Dr. Tupe P.N.           | Asst. Professor<br>Assoc. Professor   | <b>4.5</b>                 |
| 06                      | Dr. Bhandari A.J.       | Asst. Professor<br>Assoc. Professor   | <b>4.6</b>                 |
| 07                      | Dr. Suvarnakar V.G.     | Assoc. Professor  | <b>4.5</b>                 |
| 08                      | Dr. (Mrs) Jorvekar S.A. | Asst. Professor<br>Assoc. Professor   | <b>4.4</b>                 |
| 09                      | Dr. (Mrs) Badhe G.K.    | Junior Resident<br>Asst. Professor<br>SR<br>Asst. Professor                       | <b>4.6</b>                 |
| 10                      | Dr. Rahud J.S.          | Asst. Professor   | <b>4.4</b>                 |
| 11                      | Dr. Badole P. B.        | SR  | <b>4.4</b>                 |
| 12                      | Dr. (Mrs) Bhandari D.A. | SR  | <b>4.5</b>                 |
| 13                      | Dr. (Ms) Chavan T.T.    | SR  | <b>4.5</b>                 |
| 14                      | Dr.(Ms) Nighute S.S     | SR  | <b>4.5</b>                 |
| 15                      | Dr. Walunjkar P.P.      | SR  | <b>4.6</b>                 |
| <b>OBST &amp; GYNAC</b> |                         |   |                            |
| 01                      | Dr. Bangal V. B.        | Asst. Professor<br>Assoc. Professor<br>Professor & Head                           | <b>4.9</b>                 |
| 02                      | Dr. Deshpande A.B.      | Asst. Professor<br>Assoc. Professor   | <b>4.8</b>                 |

| <b>Sr. No.</b>         | <b>Name</b>                        | <b>Designation</b>                                     | <b>Average Score of FB</b> |
|------------------------|------------------------------------|--|----------------------------|
|                        |                                    | Professor  |                            |
| 03                     | Dr. (Mrs) Deshpande S.A.           | Asst. Professor<br>Assoc. Professor<br>Professor       | <b>4.8</b>                 |
| 04                     | Dr. Kharde P.S.                    | JR<br>Asst. Professor<br>Assoc. Professor<br>Professor | <b>4.8</b>                 |
| 05                     | Dr. (Ms) Kanotra S.K.              | Asst. Professor<br>Assoc. Professor<br>Professor       | <b>4.5</b>                 |
| 06                     | Dr. Gavhane S.P.                   | Registrar<br>Asst. Professor<br>Assoc. Professor       | <b>4.7</b>                 |
| 07                     | Dr. Kamat D.R.                     | Asst. Professor<br>Assoc. Professor                    | <b>4.6</b>                 |
| 08                     | Dr. (Ms) Borawake S.K.             | Asst. Professor<br>Assoc. Professor                    | <b>4.8</b>                 |
| 09                     | Dr. Karpe N.S.                     | Asst. Professor<br>Assoc. Professor                    | <b>4.5</b>                 |
| 10                     | Dr. Pandit H.A.                    | Asst. Professor<br>Assoc. Professor                    | <b>4.4</b>                 |
| 11                     | Dr. Chavan L.G.                    | M & CWO Cum Asst.<br>Professor                         | <b>4.7</b>                 |
| 12                     | Dr. (Mrs) Nene D.K.                | ANMO Cum Asst.<br>Professor                            | <b>4.7</b>                 |
| 13                     | Dr. (Ms) Mahajan K.S.              | Asst. Professor  | <b>4.7</b>                 |
| 14                     | Dr. (Mrs) Chatterjee<br>Subhashree | SR<br>Asst. Professor                                  | <b>4.4</b>                 |
| 15                     | Dr. Rajput P.L.                    | SR<br>Asst. Professor                                  | <b>4.7</b>                 |
| 16                     | Dr. (Ms) Gagare S.D.               | SR<br>Asst. Professor                                  | <b>4.8</b>                 |
| 17                     | Dr. Jondhale P.S.                  | SR   | <b>4.6</b>                 |
| 18                     | Dr. (Ms) Vajpai R.R.               | SR   | <b>4.6</b>                 |
| 19                     | Dr. (Ms) Bysani Vasavi<br>Devi     | SR   | <b>4.4</b>                 |
| 20                     | Dr. (Ms) Jadhav R.A.               | SR   | <b>4.3</b>                 |
| 21                     | Dr. Kodlikeri A.R.                 | SR   | <b>4.4</b>                 |
| 22                     | Dr. (Ms) Sewalkar M.R.             | JR<br>SR   | <b>4.6</b>                 |
| <b>RADIO-DIAGNOSIS</b> |                                    |  |                            |
| 01                     | Dr. Sachdev Y.P.                   | Professor<br>Professor & Head                          | <b>3.7</b>                 |
| 02                     | Dr. Kulkarni D. S.                 | Professor  | <b>3.8</b>                 |

| <b>Sr. No.</b>         | <b>Name</b>               | <b>Designation</b>   | <b>Average Score of FB</b> |
|------------------------|---------------------------|--|----------------------------|
| 03                     | Dr. Kawade R. D.          | JR<br>Asst. Professor<br>Assoc. Professor<br>Professor                     | <b>3.6</b>                 |
| 04                     | Dr. Shirsath S.D.         | Asst. Professor  | <b>3.6</b>                 |
| 05                     | Dr. Patil V.B.            | Asst. Professor  | <b>3.6</b>                 |
| 06                     | Dr. Desai K.D.            | Asst. Professor  | <b>3.6</b>                 |
| 07                     | Dr. Vikhe G.V             | SR<br>Asst. Professor  | <b>3.6</b>                 |
| 08                     | Dr. (Ms) Bhangdiya N.M.   | Asst. Professor  | <b>3.6</b>                 |
| 09                     | Dr. (Ms) Shirsath R.D.    | Asst. Professor  | <b>3.6</b>                 |
| 10                     | Dr. Aher N.D.             | SR   | <b>3.6</b>                 |
| 11                     | Dr. Choudhary S.S.        | SR   | <b>3.6</b>                 |
| 12                     | Dr. Patel V.R.            | SR   | <b>3.6</b>                 |
| 13                     | Dr. Bhagat H.R.           | SR   | <b>3.6</b>                 |
| 14                     | Dr. (Ms) Suryawanshi R.R. | SR   | <b>3.4</b>                 |
| 15                     | Dr. Sachdev M.P.          | SR   | <b>3.4</b>                 |
| 16                     | Dr. Kalyan Prasad T.V.    | SR   | <b>3.6</b>                 |
| 17                     | Dr. (Ms) Gaikwad D.C.     | SR   | <b>3.6</b>                 |
| <b>ANAESTHESIOLOGY</b> |                           |  |                            |
| 01                     | Dr. (Mrs) Badhe V. K.     | JR<br>Asst. Professor<br>Assoc. Professor<br>Professor<br>Professor & Head | <b>5.0</b>                 |
| 02                     | Dr. Shidhaye R. V.        | Professor  | <b>5.0</b>                 |
| 03                     | Dr. Shetti A.N.           | Asst. Professor<br>Assoc. Professor<br>Professor                           | <b>5.0</b>                 |
| 04                     | Dr. Sukhtankar V. C.      | JR<br>Asst. Professor<br>Assoc. Professor                                  | <b>4.9</b>                 |
| 05                     | Dr. Landge N.C.           | Asst. Professor<br>Assoc. Professor  | <b>4.8</b>                 |
| 06                     | Dr. Nale R.S.             | Asst. Professor<br>Assoc. Professor  | <b>4.8</b>                 |
| 07                     | Dr. Bhavar T.D.           | Asst. Professor<br>Assoc. Professor  | <b>4.8</b>                 |
| 08                     | Dr. (Mrs) Anarase Y.S.    | JR<br>Asst. Professor<br>Assoc. Professor                                  | <b>4.8</b>                 |
| 09                     | Dr. (Ms) Mundra Shraddha  | Asst. Professor<br>Assoc. Professor  | <b>4.7</b>                 |

| <b>Sr. No.</b>            | <b>Name</b>               | <b>Designation</b>            | <b>Average Score of FB</b> |
|---------------------------|---------------------------|-------------------------------|----------------------------|
| 10                        | Dr. (Mrs) Narode N.V.     | Registrar<br>Asst. Professor  | <b>4.8</b>                 |
| 11                        | Dr. Bhalerao A. D.        | Asst. Professor               | <b>4.6</b>                 |
| 12                        | Dr.(Mrs.) Swami N. R.     | JR<br>SR<br>Asst. Professor   | <b>4.6</b>                 |
| 13                        | Dr. (Ms) Badhe V.K.       | JR<br>SR<br>Asst. Professor   | <b>4.9</b>                 |
| 14                        | Dr. Natekar S.P.          | SR<br>Asst. Professor         | <b>4.6</b>                 |
| 15                        | Dr. (Ms) Thosar R. V.     | Asst. Professor               | <b>4.5</b>                 |
| 16                        | Dr. Kharde V.V.           | SR                            | <b>4.7</b>                 |
| 17                        | Dr. (Ms) Agrawal S.O.     | SR                            | <b>4.8</b>                 |
| 18                        | Dr. (Ms) Danave R.P.      | SR                            | <b>4.8</b>                 |
| 19                        | Dr. Chavan N.W.           | SR                            | <b>4.8</b>                 |
| 20                        | Dr. Kotalwar A.R.         | SR                            | <b>4.5</b>                 |
| 21                        | Dr. Padol Y.B.            | SR                            | <b>4.6</b>                 |
| 22                        | Dr. (Ms) Narechania V. N. | SR                            | <b>4.7</b>                 |
| 23                        | Dr. (Ms) Sharma K. A.     | SR                            | <b>4.8</b>                 |
| 24                        | Dr. (Ms) Kadri T. J.      | SR                            | <b>4.6</b>                 |
| <b>RADIATION ONCOLOGY</b> |                           |                               |                            |
| 01                        | Dr. (Mrs) Jain V.S.       | Professor & Head              | <b>5.1</b>                 |
| 02                        | Dr. Thakur P.K.           | Professor                     | <b>4.7</b>                 |
| 03                        | Dr. (Ms) Waghmare C.M.    | Assoc. Professor<br>Professor | <b>4.9</b>                 |
| 04                        | Dr. Patel S.A.            | SR<br>Asst. Professor         | <b>4.7</b>                 |
| 05                        | Dr. Korde M.B.            | SR                            | <b>4.7</b>                 |
| 06                        | Dr.(Ms) Bhagat N. S.      | SR                            | <b>4.6</b>                 |
| 07                        | Mr. Sarje M.B.            | Med. Physicist                | <b>5</b>                   |

The above tables exhibiting Likert scores show that the overall performance of faculty as per the student feedback is good to very good for UG & Very Good to Excellent for PG Teachers.

Analysis of the opinion/suggestion column of the feedback questionnaires shows that most of the students feel their teachers ok, good, very good or excellent except occasional comments about special excellence, strictness or generosity of a particular teacher which were conveyed to the respective teacher by the Dean, RMC.

#### D. Exit Feedback from out-going students

##### (Interns) on academic, facilities, support & services:

Observation & analysis of Feedback from out-going students on academic, facilities, support & services is as follows:

**Table: Feedback from out-going students on academic, facilities, support & services.**

| Question  | Average |
|---|---------|
| 1. Quality of teachers:   | 3.60    |
| 2. Hostel facility (accommodation, mess, gym,24*7 water,electricity & security):  | 3.24    |
| 3. Campus amenities with sports facilities (canteen,playgrounds,garden,roads,bank,ATM) facilities for student council & cultural activities (Padamanjali) | 3.59    |
| 4. Curricular enrichment & update of contents, training programs  | 3.42    |
| 5. Advance teaching plan (academic calendar& time tables):  | 3.38    |
| 6. Learning resources (Museum,lab,PPT & Question bank, community,health centers)  | 3.52    |
| 7. Teaching learning methodologies (syllabus-content,depth& coverage,innovative methods viz.PBL,integrated teaching,seminars,quiz,research etc. :)        | 3.43    |
| 8. Evaluation (fairness, transparency in internal assessment)   | 3.45    |
| 9. Co-curricular extracurricular activities (NSS,guest lectures,health day celebration,Padmanjali etc.:)  | 3.60    |
| 10. Basic learning resources (Lecture theaters,library,e-learning,Museum,skill lab,practical labs etc.)   | 3.56    |
| 11. Clinical learning resources (hospital patients,support services,investigation & super-specialty facilities)   | 3.61    |
| 12. Community learning resources (adopted community/field visits,health centers,MD camp,NSS)  | 3.64    |
| Opinion/Suggestion:   |         |
| Grand Average   | 3.50    |



Overall response of outgoing students on academic facilities, support and services was between 3 (Good) & 4 (Very Good) reflecting their satisfaction with the college.

Analyzing opinion/suggestion column of the feedback questionnaire reflects that most of the students are happy and satisfied with their tenure here. However, some opined about need of:

1. Improvement in the hostel & mess facilities
2. Improvement in hostel cleanliness
3. Intern should be paid stipend
4. There should be better sports facilities
5. They should be taught/exposed to more procedures
6. Clerical workload on them should be reduced

## **5. ACTIONABLE POINTS AND RECOMMENDATIONS:**

Actionable points from feedback were discussed with the Dean RMC under each aspect of feedback and presented as follows:

### **A. Infrastructure and learning resources.**

Though most of the students seem to be satisfied with the infrastructure & learning resources, as reflected by Likert scoring of many students opined about many areas in heading of opinion/suggestion which are summarized as under:

- 1 Mess – There were suggestions to improve quality of food, richer menu, better hygiene, more mess workers to enable timely supply of food.
- 2 Shankla hostel – Many complained about the lodging, boarding & location as well as water quality.
- 3 Quality of water - Many students complained about the quality of water (drinking & other purposes)
- 4 Renovation of old hostels is suggested by many.
- 5 Sanitation especially toilets should be improved.
- 6 Food court food quality should improve
- 7 Need of swimming pool in the campus
- 8 More gardens should be there
- 9 Sports
  - a. Good Jogging track
  - b. Cricket net practice
  - c. Betterment of basketball & tennis court
  - d. Maintenance of main ground
10. Enough copies of recent editions of standard text books in central library

## 11.Improved ATM facility

### B. Departmental teaching learning experience

Though most of the students seem to be satisfied with the departmental teaching learning experiences in general, which is reflected by departments scoring between 3.3 to 4.12 with an average of 3.72 (good to very good), many students opined about some areas in heading of opinion/suggestion which are summarized as under:

It is apparent from the above table that all the departments had average score ranging between 3.3 to 4.12 with average of **3.72**, which means that all departments are perceived as good to very good by the students. And the scores for individual questions reflecting different aspects of various departments as a whole range between 3.64 to 3.76 which reflects that they are good to very good overall.

Analyzing opinion/suggestions item in the feedback questionnaire reflects following:

Though most students are satisfied in general with the departments giving satisfactory, good, excellent etc comments in the opinion box, few other comments are clubbed as under:

- General:**
- 1 MCQ – Students want more mcqs after teaching for practice for PG entrance
  - 2 PPT - Many have suggested that they should get PPT after lectures
  - 3 Question banks containing LAQ & SAQ should be made available
  - 4 Remedial classes for repeaters/weak students
  - 5 Guidance on how to write in the exam
  - 6 Need for co-curricular activities like quiz, seminar etc.
  - 7 Recent advances should be included in clinical disciplines

### Specific to department

|              |  |
|--------------|--|
| Anatomy      | More frequent revision of embryology models  |
| Biochemistry | More focus should be on reaction cycles  |
| Physiology   | More exposure to clinical physiology<br>Revision of graphs   |
| Pathology    | More practical revisions should be there   |
| Pharmacology | More applied aspects should be taught  |
| ENT          | Teaching schedule should be available in advance<br>More teachers should be there<br>More use of PPT should be there |

Ophthalmology      More exposure to OT

More surgical videos should be used

PSM      Recent statistics of Maharashtra & other states should be taught

These comments were conveyed to all the departments to make changes accordingly.

### **C. Feedback on faculty members.**

Faculty feedback given by the students was shared with respective faculty members.

**Faculty members with feedback score 4 and above** were congratulated with letter of appreciation.

**Faculties with 2.5 to 4 feedback score** were also appreciated and motivated to perform even better in future by updating their knowledge, teaching skills & use of technology. Special negative or positive comments in opinion/suggestion column of individual teacher were also communicated by the Dean.

### **D. Feedback from out-going students on academic, facilities, support & services.**

1. Improvement in the hostel & mess facilities
2. Improvement in hostel cleanliness
3. Intern should be paid stipend
4. There should be better sports facilities
5. They should be taught/exposed to more procedures
6. Clerical workload on them should be reduce

**Dr S M Jain**  
**Feedback coordinator**  
**Rural Medical College**

**AVM (Retd.) Dr Rajvir Bhalwar**  
**Dean**  
**Rural Medical College**

RMC FACULTY FEEDBACK REPORT 2019-2020

1. **Name of the College : Rural Medical College, Loni**

2. **Feedback secretary:** Dr. S. M. Jain,  
Mobile Number:8806019522  
email: [drshailendramjain@gmail.com](mailto:drshailendramjain@gmail.com)

3. **Year and term .**

**RMC FACULTY**

Out of 481 faculties of RMC, feedback was called from all but JRs. 314 requests were sent feedback forms of which 196 responded, response rate being 66.42%.

4. **Summary of feedback methodology:**

RMC, Loni BK, collected online feedback from faculty for the assessment year 2019-2020. A total of 196 faculty gave their valuable feedback on various aspects using online google forms.

A google form was created according to the questionnaires in the Annexure IV as recommended by the SOP in notification no 62/2019 dated 28.9.2019 vide BOM-PIMS-DU Resolution no. BOM/28(a)/2019 (Annexure IV) of the PIMS.

Collected feedback data were further tabulated, analyzed and interpreted.

Dr. Deepak Phalke, PIMS feedback committee coordinator gave valuable suggestion and guidance throughout the feedback process. Mr. Ratnaparkhi and Mr. Tushar, IT Department, Members of PIMS feedback committee and RMC feedback committee including Dr. Rajiv Desai,

Dr. Gajanan Dhokkikar, Dr. Akshay Bhandari and Dr. Sunil Thitme extended their timely technical help in feedback process.

Teachers / faculty members feedback was taken on two major aspects & teachers were asked to rate their opinion on **Likert scale** 1 to 5 score.

**1: Poor 2: Average 3: Good 4: Very good 5: Excellent.**

1. **Feedback on Academics, Facilities, Support and Services:** It mainly contains the items related to campus stay and amenities, avenues for campus stay and facilities, atmosphere for professional growth and educational growth, educational resources, research facilities, research incentives, research promotion, deputations, opportunities in governance, recreational and medical facilities.

**Total 13** items on **Likert scale** were asked to rate about these.

2. **Feedback on Curriculum – Syllabus and Co-Curricular Aspects: it contains mainly**

Relevance of curriculum / syllabus and its revision, Curricular planning, design ,Development , transaction and delivery in their academics programs, knowledge, skills, competence, attitude, communication skill, employability and entrepreneurship, Curricular enrichment through value added programmers / Training, orientation towards, Coverage of relevant and important topics like environment, climate change, demography, health determinates, human rights, values and ethics in the curriculum, scope for co-curricular activities and beyond curriculum scholarly activities.

**Total 07** items asked on **Likert scale** asked to rate about these.

**Brief summary of Feedback:** Teachers / faculty member's feedback.

Majority of faculty member gave response, “**very good**” and “**excellent**” which corresponds to average Likert scale response of 4 & 5 respectively regarding academic facilities support & services and curriculum, syllabus and co-curricular aspect.

**Observations & interpretations of 196 responses**

**1.Feedback on Academics ,Facilities ,Support And Services**

| <b>A</b> | <b>Feedback on Academics, Facilities, Support And Services.</b> | Poor            | Avg.           | Good           | V. Good                      | Excellent                    |
|----------|---|-----------------|----------------|----------------|------------------------------|------------------------------|
| Sr. no   | Parameter   | 1               | 2              | 3              | 4                            | 5                            |
| 1.       | Campus stay and ambience and basic amenities                    | 1<br>(0.51%)    | 4<br>(2.04%)   | 26<br>(13.26%) | <b>68</b><br><b>(34.69%)</b> | <b>97</b><br><b>(49.48%)</b> |
| 2.       | Avenues for academics and personal growth                       | 1<br>(0.51%)    | 8<br>(4.08%)   | 40<br>(20.40%) | <b>87</b><br><b>(44.38%)</b> | <b>60</b><br><b>(30.61%)</b> |
| 3        | Working atmosphere / academics ambience                         | 3<br>(1.53%)    | 9<br>(4.59%)   | 34<br>(17.34%) | <b>76</b><br><b>(38.77%)</b> | <b>74</b><br><b>(37.75%)</b> |
| 4        | Opportunities foe enhancement of K/S/C/A/ there CME             | 3<br>(1.53%)    | 14<br>(7.14%)  | 37<br>(18.87%) | <b>94</b><br><b>(47.95%)</b> | <b>48</b><br><b>(24.48%)</b> |
| 5        | Educational resources and infrastructure                        | 2<br>(1.02%)    | 5<br>(2.55%)   | 26<br>(13.26)  | <b>70</b><br><b>(35.71%)</b> | <b>93</b><br><b>(47.44%)</b> |
| 6        | FDP/FIP/ Professional development for teachers                  | 2<br>(1.02%)    | 18<br>(9.18%)  | 47<br>(23.97%) | <b>76</b><br><b>(38.77%)</b> | <b>53</b><br><b>(27.04%)</b> |
| 7        | Research facilities and promotion of research                   | 1<br>(0.51%)    | 15<br>(7.65%)  | 46<br>(23.46%) | <b>50</b><br><b>(25.51%)</b> | <b>84</b><br><b>(42.85%)</b> |
| 8        | Research incentives and assistance                              | 1<br>(0.51%)    | 20<br>(10.20%) | 56<br>(28.57%) | <b>53</b><br><b>(14.28%)</b> | <b>66</b><br><b>(33.67%)</b> |
| 9        | OOD / Deputation facilities to participate in S/S/C/W           | 1<br>(0.51%)    | 20<br>(10.20%) | 48<br>(24.48%) | <b>63</b><br><b>(32.14%)</b> | <b>64</b><br><b>(32.65%)</b> |
| 10       | Opportunities in governance of college PIMS-DU                  | 3<br>(1.53%)    | 18<br>(9,18%)  | 48<br>(24.48%) | <b>72</b><br><b>(36.73%)</b> | <b>55</b><br><b>(28.06%)</b> |
| 11       | Recreational facilities   | 5<br>(2.55%)    | 28<br>(14.28%) | 44<br>(22.44%) | <b>46</b><br><b>(23.46%)</b> | <b>73</b><br><b>(37.24%)</b> |
| 12       | Medical facilities / welfare measures                           | 3<br>(1.53%)    | 12<br>(6.12%)  | 38<br>(19.38%) | <b>67</b><br><b>(34.18%)</b> | <b>76</b><br><b>(38.77%)</b> |
| 13       | Quality of technical / paramedical nursing/ support staff       | 4<br>(2.04%)    | 16<br>(8.16%)  | 50<br>(25.51%) | <b>64</b><br><b>(32.65%)</b> | <b>62</b><br><b>(31.63%)</b> |
|          | Opinion/suggestion.....<br>.....                                | Discussed later |                |                |                              |                              |

- Majority of teachers / faculty members gave feedback on Academics, Facilities, Support and Services on likert scale as “good”, “Very good” and “excellent” the detail of which about frequency and percentage wise is mentioned in above table as per each item.

- In opinion and suggestion most faculty members reported that they are getting very good Academics, Facilities, Support and Services.

Some of the representative opinions are mentioned in their own word as follows:

- *“Good facility for staff i.e. accommodations and other facilities also. No discrimination in college & Similar facilities are provided to faculties of all colleges.”*
- *“Satisfied for work on college campus. Very nice campus. Security for children. Thanks.”*
- *“Very good campus”*
- *“All what is provided is best and I'm happy.”*

## 2.Feedback on Curriculum – Syllabus And Co-Curricular Aspects:

| <b>B.</b>    | <b>Feedback on Curriculum – Syllabus And Co-Curricular Aspects</b>   | Poor                 | Avg.          | Good           | V. Good                      | Excellent                    |
|--------------|--|----------------------|---------------|----------------|------------------------------|------------------------------|
| <b>Sr.no</b> | <b>Question</b>  | <b>1</b>             | <b>2</b>      | <b>3</b>       | <b>4</b>                     | <b>5</b>                     |
| 1            | Relevance of curriculum / syllabus<br>Their revision and update periodically   | 0                    | 4<br>(2.04%)  | 38<br>(19.38%) | <b>81</b><br><b>(41.32%)</b> | <b>73</b><br><b>(37.24%)</b> |
| 2            | Curricular planning,<br>design,Development, transaction and<br>delivery in their academic programmes   | 2<br>(1.02%)         | 8<br>(4.08%)  | 41<br>(20.91%) | <b>79</b><br><b>(40.30%)</b> | <b>66</b><br><b>(33.67%)</b> |
| 3            | Curricular focus on knowledge,skills,<br>competence, attitude, communication<br>skill, employability and<br>entrepreneurship   | 2<br>(1.02%)         | 8<br>(4.08%)  | 55<br>(28.06%) | <b>64</b><br><b>(32.65%)</b> | <b>67</b><br><b>(34.18%)</b> |
| 4            | Curricular enrichment through value<br>added programmers / Training /<br>Workshops to enhance skills,<br>competence and professionation  | 2<br>(1.02%)         | 11<br>(5.61%) | 63<br>(32.14%) | <b>66</b><br><b>(33.67%)</b> | <b>54</b><br><b>(27.55%)</b> |
| 5            | Orientation towards syllabus /<br>curricular (content/ Delivery<br>/transaction/evaluation) through<br>foundation / induction /orientation<br>programmers  | 2<br>(1.02%)         | 7<br>(3.57%)  | 45<br>(22.95%) | <b>84</b><br><b>(42.87%)</b> | <b>58</b><br><b>(29.59%)</b> |
| 6            | Coverage of relevant and important<br>topics like environment, climate<br>charge, Demography, health<br>determinates, human rights, values and<br>ethics in the curriculum   | 3<br>(1.53%)         | 14<br>(7.14%) | 61<br>(31.12%) | <b>64</b><br><b>(32.65%)</b> | <b>54</b><br><b>(27.55%)</b> |
| 7            | Scope for co-curricular activities and<br>beyond curriculum scholarly activities.<br>Transaction like guest lecture/seminar<br>/assignments'/research/group<br>discussion/field work / internship/<br>community posting. | 3<br>(1.53%)         | 8<br>(4.08%)  | 58<br>(29.59%) | <b>74</b><br><b>(37.75%)</b> | <b>53</b><br><b>(27.04)</b>  |
|              | Suggestion and recommendations on<br>curricular aspects/syllabus   | DISCUSSED BELOW..... |               |                |                              |                              |

- Majority of teachers / faculty members gave feedback Curriculum – Syllabus and Co-Curricular Aspects as “good”, “Very good” and “excellent” as mentioned in above table.

In **opinion and suggestion** faculty members gave valuable opinion about Curriculum – Syllabus and Co-Curricular Aspects.

Some of the representative opinions are mentioned in their own word as follows,

- *“Very good”*
- *“Already everything is well organized.”*
- *“More focus is needed towards skill development of students.”*
- *“CBME should be implemented in its true spirit.”*
- *“One month posting of ENT PGs in oral surgery.”*
- *“More hand on trainings should be there”.*
- *“Many time teachers are overburdened by extra-curricular activities on the cost of curricular ones.”*
- *“There should be healthy approach towards teacherproblems.”*

**Recommendations & actionable points:**

1. Further upgrading infrastructure like skill & simulation lab to develop clinical skills of undergraduates, interns and postgraduates.
2. Implementation of CBME in its true spirit.
3. One month posting in oral surgery for PGs in ENT department.
4. Faculty welfare board to be constituted for solving faculty problems.

**Dr S M Jain**

**Feedback coordinator**

**Rural Medical College**

**AVM (Retd.) Dr Rajvir Bhalwar**

**Dean**

**Rural Medical College**

**Dean**

**Dr. Balasaheb Vikhe Patil**  
**Rural Medical College, Loni**  
**(Formerly Rural Medical College, Loni)**



# Pravara Institute of Medical Sciences

Deemed to be University

## Rural Dental College

Loni Bk, Tal. Rahata, Dist. Ahmednagar

Key indicator 1.4: Feedback system

Consolidated feedback report Academic year 2019-2020





## Index

| SN | Content   | Page number |
|----|---|-------------|
| 1  | Introduction, overview and summary of feedback  | 01-04       |
| 2  | Students feedback on infrastructure and learning resources                                    | 05          |
| 3  | Students feedback on curriculum – syllabus and co-curricular activities                       | 05-06       |
| 4  | Students feedback on teaching learning resources  | 06-07       |
| 5  | Students feedback on faculty members  | 08-12       |
| 6  | Outgoing students (Exit batch) students feedback on academic facilities, support and services | 12-13       |
| 7  | Actionable points   | 13-14       |



**Pravara Institute of Medical Sciences DU, Rural Dental College, Loni Bk.**

**FEEDBACK REPORT**

**1. Name of the College:** Rural Dental College, Loni Bk.

**2. Feedback secretary:** Dr. Harish Saluja

Mobile Number: 9766921178 email: harry\_saluja@yahoo.co.in

**3. Year and term (batches for which feedback taken) Year:** 2019-20

| S. No. | Batch                | No. of Students |
|--------|----------------------|-----------------|
| 1.     | BDS Internship Odd   | 66              |
| 2.     | I / II BDS Regular   | 96              |
| 3.     | II / II BDS Regular  | 61              |
| 4.     | III / II BDS Regular | 64              |
| 5.     | IV / II BDS Regular  | 17              |
|        | Total                | <b>304</b>      |
|        |                      |                 |

**4. Summary of feedback**

PIMS DU, RDC, Loni BK, conducted online feedback for the assessment year 2019-2020. Total 304 UG students gave their valuable feedback on following aspect:-

- A. Feedback on infrastructure and learning resources.
- B. Feedback on curriculum – syllabus and co – curricular aspects
- C. Feedback from out-going students on academic, facilities, support & services. (Exit Batch).
- D. Feedback on faculty members.
- E. Feedback on departmental teaching learning process

Dr. Deepak Phalke, HOD, Department of Preventive & Social Medicine and PIMS feedback committee coordinator gave valuable suggestion and guidance throughout the feedback process. Mr. Ratnaparkhi and Mr. Tushar, IT Department & Members of PIMS feedback committee extended their timely technical help in feedback process. Collected feedback data further tabulated, analyzed and interpreted under the following heads:-

### **A. Feedback on infrastructure and learning resources.**

Feedback of students about infrastructure and learning resources was assessed by asking responses on various areas of infrastructure. Total five questions were asked, each question carrying five marks. Students had given their response to each question out of five. Overall feedback given by the students about infrastructure and learning resources was assessed by taking average of all students' responses to each question out of 5 and then all five questions average taken out of five. Total average score about infrastructure and learning resources was taken out of five. Following questions were asked about infrastructure and learning resources:

- 1) Basic learning resources (Lecture theatres, library, e-learning, Museum, skill lab, Practical labs, etc)
- 2) Clinical learning resources (hospital patients, support services, investigation & super-specialty facilities)
- 3) Community learning resources (adopted community/field visits, health centres, MD camps, NSS)
- 4) Hostel Facility (accommodation, mess, gym, 24\*7 water, electricity & security)
- 5) Campus amenities with sports facilities (canteen, playground, garden, roads, bank, ATM)

Opinion/Suggestions:

### **B. Feedback on curriculum – syllabus and co – curricular aspects**

Feed back of students on curriculum – syllabus & co curricular aspects were assessed by asking response of students. Total 7 questions were asked, each question carrying five marks. Students had given their responses to each question out of five. Overall response of the students was assessed by taking average of all students' response and then all 7 questions average was taken out of 5. the questions asked were

1. Relevance of curriculum/syllabus, their revision and update periodically
2. Curricular planning, design, development, transaction and delivery in their academic programmes.
3. Curricular focus, skills, attitude, communication skill, employability and entrepreneurship.
4. Curricular enhancement through value added programmes/training/workshops to enhance skills, competence and professionation.
5. Orientation towards syllabus/curriculum (content/delivery/transaction/evaluation) through foundation/induction, orientation programmes.

6. Coverage of relevant and important topics like environment, climate, change, demography, health determinants, human rights, values and ethics in the curriculum.

7. scope for co-curricular activities and beyond curriculum scholarly activities. Transaction like guest lectures/seminar/assignments/research/group discussion/field work/internship/community posting.

### **C. Feedback on Departmental Teaching Learning Process.**

Feedback of students on departmental teaching learning process was assessed by asking responses on various areas of departmental teaching learning process. Total 10 questions were asked, each question carrying five marks. Students had given their response to each question out of five. Overall feedback given by the students about infrastructure and learning resources was assessed by taking average of all students' responses to each question out of 5 and then all 10 questions average taken out of five. Total average score on departmental teaching learning process was taken out of five.

- 1) Advance teaching plan & its timely completion (Academic Calendar & Time Table)
- 2) Competencies, Learning Objectives and Course outcomes informed & discussed
- 3) Learning resources (museum, lab, PPT & question bank, community, health centres)
- 4) Teaching learning methodologies (syllabus-content, depth & innovative methods (viz. PBL, integrated teaching, seminars, quiz, research etc)
- 5) Evaluation (fairness, transparency post assessment discussion in internal assessment)
- 6) Mentoring, Counselling & guidance for overall development
- 7) Extra guidance for excellent & weak students
- 8) Opportunities for student exchange, Externship & educational visits
- 9) Co-curricular extracurricular activities (NSS, guest lectures, health day celebration etc)
- 10) Guidance for employability & improvement of skills (soft/life skills etc)

### **D. Feedback on faculty members.**

Feedback of students about faculty members was assessed by asking responses about faculty on various areas. Total five questions were asked, each question carrying five marks. Students had given their response to each question out of five. Overall feedback given by the students about faculty member was assessed by taking average of all students' responses to

each question of 5 and then average of all five questions taken out of five. Total score for each faculty member was out of five. Following questions were asked:-

1. Subject Knowledge, preparedness & Skills
2. Teaching Methodology & approach towards teaching
3. Communication Skills
4. Use of Information & communication technology, e- resources
5. Attitude towards students
6. Opinion / Suggestion.

### **E. Feedback from out-going students on academic, facilities, support & services. (Exit).**

Feedback of out-going students' assessed by responses given on the various aspects of academic facilities, support and services. Students had given response out of five to each question about quality of teacher, advance teaching plan, learning resources, teaching learning methodology, fairness and transparency in evaluation and internal assessment and basic learning resources. Overall feedback given by the students was assessed by taking average out of 5. Following questions were asked for feedback on academic, facilities, support & services:-

- 1) Quality of teachers:
- 2) Advance teaching plan (academic calendar & time tables)
- 3) Learning resources (Museum, lab, PPT & Question bank, community, health centres)
- 4) Teaching learning methodologies (syllabus-content, depth & coverage, innovative methods viz. PBL, integrated teaching, seminars, quiz, research etc.
- 5) Evaluation (fairness, transparency in internal assessment)
- 6) Co-curricular extracurricular activities (NSS, guest lectures, health day celebration, Padmanjali etc
- 7) Basic learning resources (Lecture theatres, library, e-learning, Museum, skill lab, practical labs etc
- 8) Clinical learning resources (Hospital patients, support services, investigation & super-specialty facilities)
- 9) Community learning resources (adopted community / field visits, health centres, MD camp, NSS)
- 10) Hostel facility (accommodation, mess, gym, 24\*7 water, electricity & security)

11) Campus amenities with sports facilities (canteen, playgrounds, garden, roads, bank ATM) facilities for student council & cultural activities (Padamanjali)

12) Curricular enrichment & update of contents, training programs

Opinion/Suggestion:

#### **A. Feedback on infrastructure and learning resources.**

Feedback on infrastructure and learning resources was taken from 4 batches of B.D.S. & 1 batch of Interns. Feedback of students about infrastructure and learning resources was assessed by asking responses on various areas of infrastructure. Total five questions were asked, each question carrying five marks. Students had given their response to each question out of five. Overall feedback given by the students about infrastructure and learning resources was assessed by taking average of all students' responses to each question out of 5 and then all five questions average taken out of five. Total average score about infrastructure and learning resources was taken out of five. Feedback given by the students is presented as follows:-

#### **Feedback score on infrastructure and learning resources.**

| S. No. | Course / Programme              | Average score |
|--------|---------------------------------|---------------|
| 1.     | BDS Internship Regular 2019– 20 |               |
| 2.     | I / II BDS Regular              | 3.44          |
| 3.     | II / II BDS Regular             | 3.77          |
| 4.     | III / II BDS Regular            | 3.48          |
| 5.     | IV / II BDS Regular             | 3.94          |

Above table shows that all the batches had given score below 4 which need to be addressed.

#### **B. Feedback on curriculum – syllabus and co – curricular aspects**

Feedback on **curriculum – syllabus and co – curricular aspects** was taken from 4 batches of B.D.S. Feedback of students was assessed by asking responses on various areas of **curriculum – syllabus and co – curricular aspects**. Total 7 questions were asked, each question carrying five marks. Students had given their response to each question out of five.

## Pravara Institute of Medical Sciences – DU, Loni

---

Overall feedback given by the students was assessed by taking average of all students' responses to each question out of 5 and then all 7 questions average taken out of five. Data of **curriculum – syllabus and co – curricular aspects** was tabulated and presented as per the programme, batches in each programme and departments / subject in each batch.

| <u>Sr. no</u> | <u>Course / Programme</u> | <u>Average Score</u> |
|---------------|---------------------------|----------------------|
| 1             | I / II BDS Regular        | 3.63                 |
| 2             | II / II BDS Regular       | 3.60                 |
| 3             | III / II BDS Regular      | 3.30                 |
| 4             | IV / II BDS Regular       | 3.93                 |

### C. Feedback on departmental teaching learning process

Feedback on departmental teaching learning process was taken from 4 batches of B.D.S. Feedback of students on departmental teaching learning process was assessed by asking responses on various areas of departmental teaching learning process. Total 10 questions were asked, each question carrying five marks. Students had given their response to each question out of five. Overall feedback given by the students about infrastructure and learning resources was assessed by taking average of all students' responses to each question out of 5 and then all 10 questions average taken out of five. Data of departmental teaching learning process was tabulated and presented as per the programme, batches in each programme and departments / subject in each batch.

#### Batch Name : I / II BDS Regular

| S. No. | Subject                           | Average score |
|--------|-----------------------------------|---------------|
| 1.     | Anatomy                           | 3.94          |
| 2.     | Physiology                        | 4.02          |
| 3.     | Biochemistry                      | 4.00          |
| 4.     | Dental Anatomy & Dental Histology | 4.08          |

#### Batch Name : II / II BDS Regular



---

## Pravara Institute of Medical Sciences – DU, Loni

---

| S. No. | Subject                             | Average score |
|--------|-------------------------------------|---------------|
| 1.     | General Pharmacology                | 3.81          |
| 2.     | General Pathology                   | 3.58          |
| 3.     | General Microbiology                | 3.51          |
| 4.     | Dental Materials                    | 3.90          |
| 5.     | Pre-clinical Conservative Dentistry | 3.58          |
| 6.     | Pre-clinical Prosthodontics         | 3.80          |

### **Batch Name : III / II BDS Regular**

| S. No. | Subject          | Average score |
|--------|------------------|---------------|
| 1.     | General medicine | 3.40          |
| 2.     | General surgery  | 3.40          |
| 3.     | Oral pathology   | 3.40          |

### **Batch Name : IV / II BDS Regular**

| S. No. | Subject                      | Average score |
|--------|------------------------------|---------------|
| 1.     | Oral Medicine & radiology    | 4.06          |
| 2.     | Pedodontics                  | 4.10          |
| 3.     | Conservative dentistry       | 4.10          |
| 4.     | Prosthodontics               | 3.80          |
| 5.     | Orthodontics                 | 3.60          |
| 6.     | Periodontics                 | 4.10          |
| 7.     | Community dentistry          | 4.14          |
| 8.     | Oral & maxillofacial surgery | 3.80          |

In above table's feedback given by the students about subject / departments feedback score was four and above except subject / departments of III<sup>rd</sup> year BDS which is highlighted by the bold letters in above tables. In reference with the same, Principal RDC discussed with respective teachers of the department about low score and how it can be enhance and what are the problems students are facing and how it can be solved.

**D. Feedback on faculty members.**

Feedback of students about faculty members was assessed by asking responses about faculty members on various areas. Total five questions were asked, each question carrying five marks. Students had given their response to each question out of five. Overall feedback given by the students about faculty member was assessed by taking average of all students' responses to each question out of 5 and then average of all five questions taken out of five. Total score for each faculty member was out of five. Faculty wise feedback score given by the students were presented as follows:-

**Feedback on faculty members**

| S. No. | Name of faculty                   | Subject      | Score |
|--------|-----------------------------------|--------------|-------|
| 1.     | Dr. Pakhale S.V.                  | Anatomy      | 4.14  |
| 2.     | Dr. Mrs. M. M. Joshi              | Anatomy      | 4.04  |
| 3.     | Dr. Desai R. R.                   | Anatomy      | 3.80  |
| 4.     | Dr. Mrs. Pawar R.M.               | Anatomy      | 4.10  |
| 5.     | Dr. Mrs. Gunnal S. A.             | Anatomy      | 4.02  |
| 6.     | Dr. Mrs. Dandekar U.K.            | Anatomy      | 4.0   |
| 7.     | Dr. Ms. Kate S.P                  | Anatomy      | 3.54  |
| 8.     | Dr. Mrs. Namarata Marathe         | Anatomy      | 4.10  |
| 9.     | Dr. Mrs. Sholapurkar              | Anatomy      | 4.27  |
| 10.    | Dr. Chepte A.P.                   | Anatomy      | 4.16  |
| 11.    | Dr. Mrs Pawar K.D                 | Anatomy      | 3.80  |
| 12.    | Dr. Mrs A.R Desai                 | Anatomy      | 3.80  |
| 13.    | Dr. S. N. Jangale                 | Biochemistry | 4.24  |
| 14.    | Dr. K.N. Hotkar                   | Biochemistry | 4.10  |
| 15.    | Dr. Dhokikar G.D.                 | Biochemistry | 4.06  |
| 16.    | Mr. Kulkarni S.K                  | Biochemistry | 4.0   |
| 17.    | Dr. Saraf Shruti                  | Biochemistry | 4.10  |
| 18.    | Dr. Latti Ramchandra Grimalappa   | Physiology   | 4.10  |
| 19.    | Dr. Kulkarni Nandkumar Balkrishna | Physiology   | 4.02  |
| 20.    | Dr. Badwe Anand Narayanrao        | Physiology   | 4.12  |
| 21.    | Dr. Tyade Motilal Chandu          | Physiology   | 4.0   |

## Pravara Institute of Medical Sciences – DU, Loni

|     |                                  |              |      |
|-----|----------------------------------|--------------|------|
| 22. | Dr. Mrs. Vikhe Balasaheb Baburao | Physiology   | 4.04 |
| 23. | Dr. Sabade Shahikant Bhausahab   | Physiology   | 4.10 |
| 24. | Dr. Mrs. Krishnan Bindu          | Physiology   | 4.10 |
| 25. | Dr. Mrs. Muktpal M Bhalerao      | Physiology   | 4.30 |
| 26. | Dr. Smita Mokal                  | Physiology   | 4.0  |
| 27. | Dr. Pandav Pawan Dattatray       | Physiology   | 4.04 |
| 28. | Dr. Rahul Patil                  | DADH         | 4.0  |
| 29. | Dr. Isha Chauhan                 | DADH         | 4.0  |
| 30. | Dr. Bhagyashri Latti             | DADH         | 3.8  |
| 31. | Dr. Sanjay Thete                 | DADH         | 4.1  |
| 32. | Dr. S. Roushani                  | Microbiology | 4.10 |
| 33. | Dr. S. M. Jain                   | Microbiology | 4.38 |
| 34. | Dr. D. Bhalerao                  | Microbiology | 4.32 |
| 35. | Dr. Anagha Kinikar               | Microbiology | 4.1  |
| 36. | Dr. S.G. Kulkarni                | Microbiology | 4.2  |
| 37. | Dr. S. Deorukhkar                | Microbiology | 4.3  |
| 38. | Dr. Vishal Kulkarni              | Microbiology | 4.24 |
| 39. | Dr. V Rajhans                    | Microbiology | 4.16 |
| 40. | Dr. G. Sayeda                    | Microbiology | 4.2  |
| 41. | Dr. Karle R. R.                  | Pathology    | 4.1  |
| 42. | Dr. Ghosh D. K.                  | Pathology    | 4.01 |
| 43. | Dr. Angarkar N.K.                | Pathology    | 4.20 |
| 44. | Dr. Mrs. Baviskar B.P.           | Pathology    | 4.30 |
| 45. | Dr. Munemane A.B.                | Pathology    | 4.10 |
| 46. | Dr. Mrs. Pandhure M.M.           | Pathology    | 4.26 |
| 47. | Dr. Pargaonkar P.P.              | Pathology    | 3.9  |
| 48. | Dr. Deshpande N.S.               | Pathology    | 4.20 |
| 49. | Dr. Mrs. Kale A.V.               | Pathology    | 4.10 |
| 50. | Dr. Mrs. Sharma Namarata         | Pathology    | 4.20 |
| 51. | Dr .Ms. Patil                    | Pharmacology | 4.0  |
| 52. | Mr. Sanjeevakumar                | Pharmacology | 3.84 |
| 53. | Dr. Rashmi                       | Pharmacology | 3.80 |

## Pravara Institute of Medical Sciences – DU, Loni

---

|     |                         |                           |      |
|-----|-------------------------|---------------------------|------|
| 54. | Dr. Vijay               | Pharmacology              | 3.80 |
| 55. | Mrs. Pulate             | Pharmacology              | 3.77 |
| 56. | Mrs. Tambe              | Pharmacology              | 3.77 |
| 57. | Dr. Pallavi Madanshetty | Dental Materials          | 4.10 |
| 58. | Dr. G.J. Jorwekar       | General Surgery           | 4.2  |
| 59. | Dr. K.N. Dandekar       | General Surgery           | 4.5  |
| 60. | Dr. Tushar Tanpure      | Medicine                  | 4.2  |
| 61. | Dr. Abhimanyu Kadu      | Medicine                  | 4.3  |
| 62. | Dr. Abhijit Mulay       | Medicine                  | 4.4  |
| 63. | Dr. Rahul Patil         | Oral Pathology            | 4.4  |
| 64. | Dr. Isha Chauhan        | Oral Pathology            | 4.3  |
| 65. | Dr. Bhagyashri Latti    | Oral Pathology            | 4.1  |
| 66. | Dr. Sanjay Thete        | Oral Pathology            | 4.2  |
| 67. | Dr. Aparna Palekar      | Conservative Dentistry    | 4.5  |
| 68. | Dr. Basawaraja Biradar  | Conservative Dentistry    | 4.5  |
| 69. | Dr. Mukund Singh        | Conservative Dentistry    | 4.1  |
| 70. | Dr. Yogita Deshpande    | Conservative Dentistry    | 4.4  |
| 71. | Dr. Mahavir Sarnot      | Conservative Dentistry    | 4.6  |
| 72. | Dr. Nilanjana Zende     | Conservative Dentistry    | 4.5  |
| 73. | Dr. Ujjwala Kawade      | Conservative Dentistry    | 4.4  |
| 74. | Dr. Shaikh Shoaib       | Conservative Dentistry    | 4.5  |
| 75. | Dr. Nikhil Borse        | Conservative Dentistry    | 4.6  |
| 76. | Dr. Nakul Rathod        | Conservative Dentistry    | 4.5  |
| 77. | Dr. Abhijeet Haridas    | Conservative Dentistry    | 4.5  |
| 78. | Dr. Sushrut Nifadkar    | Conservative Dentistry    | 4.5  |
| 79. | Dr. Archana Kahar       | Conservative Dentistry    | 4.6  |
| 80. | Dr. Prachi Dhasal       | Conservative Dentistry    | 4.5  |
| 81. | Dr. Punam Baheti        | Conservative Dentistry    | 4.5  |
| 82. | Dr. Aishwarya Chitte    | Conservative Dentistry    | 4.5  |
| 83. | Dr. Tejaswini Musmade   | Conservative Dentistry    | 4.5  |
| 84. | Dr. Anita Munde         | Oral Medicine & radiology | 4.5  |
| 86. | Dr. Anjum Farroqui      | Oral Medicine & radiology | 4.4  |

## Pravara Institute of Medical Sciences – DU, Loni

|      |                         |                              |     |
|------|-------------------------|------------------------------|-----|
| 87.  | Dr. Safia Shoeb         | Oral Medicine & radiology    | 4.2 |
| 88.  | Dr. Sunil Mishra        | Oral Medicine & radiology    | 4.4 |
| 89.  | Dr. Sudharani Biradar   | Oral Medicine & radiology    | 4.4 |
| 90.  | Dr. Lingraj Harihar     | Oral Medicine & radiology    | 4.2 |
| 91.  | Dr. Anchala Agrawal     | Oral Medicine & radiology    | 4.2 |
| 92.  | Dr. Borude Anita        | Oral Medicine & radiology    | 4.4 |
| 93.  | Dr. Ashwini Komlan      | Oral Medicine & radiology    | 4.4 |
| 94.  | Dr. Seemit Shah         | Oral & Maxillofacial Surgery | 4.6 |
| 95.  | Dr. Anuj Dadhich        | Oral & Maxillofacial Surgery | 4.9 |
| 96.  | Dr. Harish Saluja       | Oral & Maxillofacial Surgery | 4.9 |
| 97.  | Dr. Vinayak More        | Oral & Maxillofacial Surgery | 4.9 |
| 98.  | Dr. Pulkit Khandelwal   | Oral & Maxillofacial Surgery | 4.9 |
| 99.  | Dr. Deepak Singh        | Oral & Maxillofacial Surgery | 4.4 |
| 100. | Dr. Asmita Lade         | Oral & Maxillofacial Surgery | 4.5 |
| 101. | Dr. Ahirrao PM          | Oral & Maxillofacial Surgery | 4.9 |
| 102. | Dr. N.G. Toshniwal      | Orthodontics                 | 4.9 |
| 103. | Dr. Shubhangi Mani      | Orthodontics                 | 4.9 |
| 104. | Dr. Nilesh Mote         | Orthodontics                 | 4.9 |
| 105. | Dr. Vishal Dhanjani     | Orthodontics                 | 4.9 |
| 106. | Dr. Sumeet Mishra       | Orthodontics                 | 4.0 |
| 107. | Dr. Vijay Sonawane      | Orthodontics                 | 4.6 |
| 108. | Dr. Harshal Sanap       | Orthodontics                 | 4.4 |
| 109. | Dr. Tanpure Vijay Singh | Orthodontics                 | 4.4 |
| 110. | Dr. Saurabh Bagrecha    | Orthodontics                 | 4.4 |
| 111. | Dr. Tanu Joshi          | Orthodontics                 | 4.4 |
| 112. | Dr. Viddyasagar Mopagar | Pedodontics                  | 4.6 |
| 113. | Dr. Sourabh Joshi       | Pedodontics                  | 4.6 |
| 114. | Dr. Asha Nara           | Pedodontics                  | 4.5 |
| 115. | Dr. Neeta Padmawar      | Pedodontics                  | 4.4 |
| 116. | Dr. Meghna Padubidri    | Pedodontics                  | 4.5 |
| 117. | Dr. Sumit Gunjal        | Pedodontics                  | 4.5 |

## Pravara Institute of Medical Sciences – DU, Loni

---

|      |                            |                         |     |
|------|----------------------------|-------------------------|-----|
| 118. | Dr. Chaitra Patil          | Pedodontics             | 4.6 |
| 119. | Dr. Amit Mani              | Periodontics            | 4.6 |
| 120. | Dr. Shivani Sachdeva       | Periodontics            | 4.6 |
| 121. | Dr. Raju Anarthe           | Periodontics            | 4.6 |
| 122. | Dr. Gowari Pendyala        | Periodontics            | 4.5 |
| 123. | Dr. Rachita Mustilwar      | Periodontics            | 4.5 |
| 124. | Dr. Preeti Kale            | Periodontics            | 4.5 |
| 125. | Dr. Vinay Vadvadgi         | Periodontics            | 4.5 |
| 126. | Dr. Umesh Palekar          | Prosthodontics          | 4.4 |
| 127. | Dr. Pallavi Madanshetty    | Prosthodontics          | 4.4 |
| 128. | Dr. Deepak Vikhe           | Prosthodontics          | 4.6 |
| 129. | Dr. Tanupriya Sonkar       | Prosthodontics          | 4.6 |
| 130. | Dr. Neha Hajira            | Prosthodontics          | 4.6 |
| 140. | Dr. Kanchan Sahawal        | Prosthodontics          | 4.6 |
| 141. | Dr. Sonal Baheti           | Prosthodontics          | 4.5 |
| 142. | Dr. Prabha Newaskar        | Prosthodontics          | 4.5 |
| 143. | Dr. Kunal Kolhe            | Prosthodontics          | 4.4 |
| 144. | Dr. Milind Jagdale         | Prosthodontics          | 4.4 |
| 145. | Dr. Sukanya Karwa          | Prosthodontics          | 4.3 |
| 146. | Dr. Nutan Hiray            | Prosthodontics          | 4.5 |
| 147. | Dr. Rashmi Mhaske          | Prosthodontics          | 4.4 |
| 148. | Dr. Prashant Viragi        | Public Health Dentistry | 4.2 |
| 149. | Dr. Syeda Nikhat Mohammadi | Public Health Dentistry | 4.2 |
| 150. | Dr. Nikita Nirmal          | Public Health Dentistry | 4.2 |

### **E. Feedback from out-going students on academic, facilities, support & services. (Exit batch).**

Feedback on out-going students on academic, facilities, support & services was taken from 2 batched of interns. Feedback from out-going students on academic, facilities, support & services was assessed by asking responses on various areas. Total 10 questions were asked, each question carrying five marks. Students had given their response to each question out of

five. Overall feedback given by the out-going students on academic facilities, support and services assessed by taking average of all students' responses to each question out of 5 and then all 10 questions average taken out of five.

**Table: Feedback from out-going students on academic, facilities, support & services.**

| S. No. | Course / Programme               | Average score |
|--------|----------------------------------|---------------|
| 1.     | BDS Internship Regular 2019 – 20 | <b>3.76</b>   |

Overall response of outgoing students on academic facilities, support and services was below 4 given by Interns of Regular batch 2019-2020. Respective students were called for discussion and to give their suggestion.

**5. ACTIONABLE POINTS DISCUSSED WITH RESPECTIVE DEAN/DIRECTORATE.**

Actionable point about feedback discussed with the Principal, RDC under the each aspect of feedback and presented as follows.

**A. Infrastructure and learning resources.**

All the batches had given score below 4 which need to be addressed. Any improvement to be done will be discussed with management through proper channel.

**B. Curriculum – syllabus and co – curricular aspects**

Feedback score of BDS III year students was 3.3 which need to be addressed. BDS III year Students suggestions will be given consideration and any modification in this aspect will be discussed in BOS meetings.

**C. Departmental teaching learning experience.**

Staff members are appreciated & requested to continue teaching and learning with the same enthusiasm. Faculty members were requested look into any difficulty faced by students in learning and help them to overcome the difficulties.

**D. Feedback on faculty members.**

As the score was above 4, staff members are appreciated & requested to continue teaching and learning with the same enthusiasm and inculcate modern methods of teaching like problem based learning, evidence based learning, etc.

**6. Recommendation to be submitted to stakeholders- Nil**



Sign of Feedback Secretary  
Rural Dental College



Sign of Principal  
Rural Dental College





**Pravara Institute of Medical Sciences**  
**Deemed to be University**



**Dr. APJ Abdul Kalam College of Physiotherapy**

Loni Bk, Tal. Rahata, Dist. Ahmednagar

Key indicator 1.4: Feedback system

Consolidated feedback report Academic year 2019-2020



## Index

| SN | Content   | Page number |
|----|---|-------------|
| 1  | Introduction & overview to feedback process                       | 01-02       |
| 2  | Students feedback on Infrastructure and teaching learning process | 02          |
| 3  | Students feedback on curriculum                                   | 03          |
| 4  | Students feedback on Subject / Departmental feedback              | 03          |
| 5  | Students feedback on Faculty members                              | 04          |
| 6  | Actionable points   | 05          |
| 7  | Internship students feedback                                      | 06-08       |
| 8  | Outgoing PG ( Exit )batch students feedback                       | 09-11       |
| 8  | Faculty feedback  | 10-11       |

## Pravara Institute of Medical Sciences (Deemed to be University)

Dr. APJ Abdul Kalam College of Physiotherapy, Loni Bk.

### STUDENT FEEDBACK REPORT 2019-2020

**1.Name of the College:** Dr. APJ Abdul Kalam College of Physiotherapy, Loni Bk.

**2. Feedback secretary:** Dr. Neeraj Kumar.

Mobile Number: 9005411557 email: [drneerajpt@gmail.com](mailto:drneerajpt@gmail.com)

**3.Year and term** / batches for which feedback taken.

Year: 2019-2020

| Sr. No | Batch        | Feedback given by no of students | Total students |
|--------|--------------|----------------------------------|----------------|
| 1      | BPT I Year   | 73                               | 117            |
| 2      | BPT II Year  | 94                               | 106            |
| 3      | BPT III Year | 85                               | 85             |
| 4      | BPT IV Year  | 58                               | 58             |
| 5      | MPT I Year   | 06                               | 06             |
| 6      | MPT II Year  | 10                               | 10             |
|        | Total        | 326                              | 382            |

#### 4. Summary of feedback.

PIMS (DU), Dr. APJ Abdul Kalam College of Physiotherapy, Loni BK, conducted online students feedback for the assessment year 2019-2020.

Total 326 UG and PG students gave their valuable feedback on following aspect.

- Feedback on infrastructure and learning resources.
- Feedback on Curriculum – Syllabus and Co-Curricular
- Feedback on departmental teaching learning process.
- Feedback from out-going students on academic, facilities, support & services. (Exit).
- Feedback on faculty members.

Dr. Deepak Phalke, HOD, Department of Preventive & Social Medicine and PIMS feedback committee Chairperson gave valuable suggestion and guidance throughout the feedback process.

The feedback committee members and Student section, Dr. APJ Abdul Kalam College of Physiotherapy helped out in student related information and printing.

Collected feedback data further tabulated, analyzed and interpreted under the infrastructure and learning resources, curriculum, departmental teaching learning process, feedback of outgoing students and feedback on faculty members.

## Methodology

Student's feedback for academic year 2019-2020 collected online by using Google form, feedback questions were divided under following headings and linear scale was used.

- A. Feedback on infrastructure and learning resources.
- B. Feedback on Curriculum – Syllabus and Co-Curricular
- C. Feedback on departmental teaching learning process.
- D. Feedback on faculty members

In all the steps of data collection confidentiality was maintain about identity of respondents. Google form was prepared as per the programme and year of UG & PG courses. Google form link was made and send on students what's app group.

Data was collected from 11.08.2020 to 22.08.2020.

Analysis was done after obtaining excel sheet of Google form. All score presented out of 5 and opinion and suggestion presented in descriptive manner.

### A. Feedback on infrastructure and learning resources.

Feedback on infrastructure and learning resources were taken from 4 batches of BPT and two batches of MPT.

Feedback of students about infrastructure and learning resources was assessed by asking responses on various aspects of infrastructure. Total five questions were asked, each question carrying five marks. Students had given their response to each question out of five. Overall feedback given by the students about infrastructure and learning resources was assessed by taking average of all students' responses to each question out of 5 and then all five questions average taken out of five.

Total average score about infrastructure and learning resources was taken out of five.

Feedback given by the students is presented as follows

#### Feedback score on infrastructure and learning resources.

| SR.NO | COURSE/ PROGRAMME | AVG. SCORE |
|-------|-------------------|------------|
| 1     | BPT I Year        | 3.83       |
| 2     | BPT II Year       | 3.74       |
| 3     | BPT III Year      | 3.71       |
| 4     | BPT IV Year       | 4.09       |
| 5     | MPT I & II Year   | 3.97       |

**Opinion and suggestion:** Students are satisfied with the infrastructure and learning facilities. Teaching and learning facilities are excellent in campus and also getting good clinical exposure. Students are happy with tribal area community experience. Students suggested more facility in hostel and mess.

## B. Feedback on Curriculum – Syllabus and Co-Curricular process

Total seven questions asked about syllabus and co-curricular process and average score given by all the students are taken out of 5 on linear scale of 5 points.

| SR.NO | COURSE/ PROGRAMME | AVG. SCORE |
|-------|-------------------|------------|
| 1     | BPT I Year        | 3.77       |
| 2     | BPT II Year       | 3.68       |
| 3     | BPT III Year      | 3.84       |
| 4     | BPT IV Year       | 3.98       |
| 5     | MPT I & II Year   | 3.81       |

**Opinion and suggestions:** Overall all the students were satisfied with the curriculum planning and implementation. All students are happy and gave feedback that lectures taken properly and solved doubts. Few students suggested for extra classes to clear only doubts.

## C. Feedback on departmental teaching learning process

Feedback of students on departmental teaching learning process was assessed by asking responses on various areas of departmental teaching learning process. Total 10 questions were asked, each question carrying five marks. Students had given their response to each question out of five. Overall feedback given by the students about departmental teaching learning process was assessed by taking average of all students' responses to each question out of 5 and then all 10 questions average taken out of five.

Data of departmental teaching learning process was tabulated and presented as per the programme, batches in each programme and departments / subject in each batch.

| SR.NO | COURSE/ PROGRAMME | AVG. SCORE |
|-------|-------------------|------------|
| 1     | BPT I Year        | 3.81       |
| 2     | BPT II Year       | 3.69       |
| 3     | BPT III Year      | 3.82       |
| 4     | BPT IV Year       | 4.02       |
| 5     | MPT I & II Year   | 3.84       |

**Opinion and suggestions:** Students are satisfied with the facilities provided by the various departments about curriculum planning and implementation. Few students suggested to give more attention and guidance to weak students and to build confidence

#### D. Feedback on faculty members.

Feedback of students about faculty members was assessed by asking responses about faculty members on various areas. Total five questions were asked, each question carrying five marks. Students had given their response to each question out of five. Overall feedback given by the students about faculty member was assessed by taking average of all students' responses to each question out of 5 and then average of all five questions taken out of five.

Total score for each faculty member was out of five.

Faculty wise feedback score given by the students were presented as follows

#### Feedback on faculty members.

| Sr. No | Name of the faculty   | Designation | Score       |
|--------|-----------------------|-------------|-------------|
| 1      | Dr. M. Sangeetha      |             | 3.89        |
| 2      | Dr. Singaravelam      |             | 3.67        |
| 3      | Dr. Deepali Hande     |             | 3.89        |
| 4      | Dr. Vishnuvardhan     |             | 3.79        |
| 5      | Dr. Neeraj Kumar      |             | 3.95        |
| 6      | Dr. Ashirwad Mahajan  |             | 3.88        |
| 7      | Dr. Nupur Kulkarni    |             | 3.87        |
| 8      | Dr. Pradeep Borkar    |             | 3.77        |
| 9      | Dr. Tejas Borkar      |             | 3.78        |
| 10     | Dr. Sambhaji Gunjal   |             | 4.03        |
| 11     | Dr. Komal Thorat      |             | <b>3.47</b> |
| 12     | Dr. Sukhpreet Pabla   |             | 3.55        |
| 13     | Dr. Girija Murugan    |             | 3.73        |
| 14     | Dr. Ketaki Patani     |             | <b>3.37</b> |
| 15     | Dr. Maria Lamuvel     |             | 4.06        |
| 16     | Dr. Suraj Mathew      |             | 3.82        |
| 17     | Dr. Pranjal Patel     |             | 3.50        |
| 18.    | Dr. Sejal             |             | <b>3.43</b> |
| 19.    | Dr. Karuna Kamble     |             | 3.99        |
| 20     | Dr. Aditi Khot        |             | 4.06        |
| 21     | Dr. Vinaya Kolhe      |             | 3.71        |
| 22     | Dr. H. Rathod         |             | 3.77        |
| 23     | Dr. Shiela Shrikhande |             | <b>3.42</b> |
| 24     |                       |             |             |

**Opinion and suggestion:** Overall feedback given by the students about faculty is good and average. They are satisfied with faculty performance but few have suggested for on-time delivery of lectures. Opinion and suggestion given for each faculty discussed individually with each faculty.

## **5. ACTIONABLE POINTS DISCUSSED WITH RESPECTIVE DEAN /DIRECTORATE.**

Actionable point about feedback discussed with the Principal, Dr. APJ Abdul Kalam College of Physiotherapy under the each aspect of feedback and presented as follows.

**A. Infrastructure and learning resources:** Students suggested some more facility in hostel and mess. As our hostel and mess facilities are up to the mark, we have informed the concern to the Hostel coordinator of Dr. APJ Abdul Kalam college of Physiotherapy for the needful.

### **B. Feedback on Curriculum – Syllabus and Co-Curricular process:**

The students were satisfied with the curriculum planning and implementation. Few students suggested having extra class to clear the doubts. The Principal, Dr. APJ Abdul Kalam College of Physiotherapy have taken it into account and will implement it from next session

### **C. Departmental teaching learning experience**

Departmental teaching learning score given to all department was good and students were satisfied by effort taken various departments.

Few students suggested to give more attention and guidance to weak students and to build confidence. The Principal, Dr. APJ Abdul Kalam College of Physiotherapy have taken it into account and will implement it from next session

### **D. Feedback on faculty members.**

Faculty feedback given by the students about discussed with each faculty members. Almost all the faculty members feedback score was 3.5 and above. Very few faculty members were having feedback score below 3.5

The faculty member who are having good feedback score were congratulated and appreciated by the Principal, Dr. APJ Abdul Kalam College of Physiotherapy with letter of appreciation. Those faculties having low feedback score were counseled by the Principal.

The faculties with low feedback score were confirmed that they will make improvement in suggested area and enrich their teaching.

## **6. Recommendation to be submitted to stakeholders- Nil**

### **Sign of Feedback Secretary and Vice Principal**

Dr. APJAK College of Physiotherapy

## Pravara Institute of Medical Sciences (Deemed to be University)

Dr. APJ Abdul Kalam College of Physiotherapy, Loni Bk.

### INTERNS FEEDBACK REPORT 2019-2020

**1.Name of the College:** Dr. APJ Abdul Kalam College of Physiotherapy, Loni Bk.

**2. Feedback secretary:** Dr. Neeraj Kumar.

Mobile Number: 9005411557 email: [drneerajpt@gmail.com](mailto:drneerajpt@gmail.com)

**3.Year and term** / batches for which feedback taken.

Year: 2019-2020

| Sr. No | Batch       | Feedback given by no of students | Total students |
|--------|-------------|----------------------------------|----------------|
| 1      | BPT Interns | 50                               | 50             |
|        | Total       | 50                               | 50             |

#### 4. Summary of feedback.

PIMS (DU), Dr. APJ Abdul Kalam College of Physiotherapy, Loni BK, conducted online Interns feedback for the assessment year 2019-2020.

Total 50 Interns gave their valuable feedback on following aspect.

F. Feedback on Academics, Facilities, Support and Services

G. Feedback on Curriculum, Syllabus and Co-Curricular Aspect

Dr. Deepak Phalke, HOD, Department of Preventive & Social Medicine and PIMS feedback committee Chairperson gave valuable suggestion and guidance throughout the feedback process.

The feedback committee members and Student section, Dr. APJ Abdul Kalam College of Physiotherapy helped out in student related information and printing.

Collected feedback data further tabulated, analyzed and interpreted.

#### Methodology

Interns feedback for academic year 2019-2020 collected online by using Google form, feedback questions were divided under following headings and linear scale was used.

A. Feedback on Academics, Facilities, Support and Services

B. Feedback on Curriculum, Syllabus and Co-Curricular Aspect

In all the steps of data collection confidentiality was maintain about identity of respondents. Google form link was made and send on students what's app group.

Data was collected from 29.01.2020 to 04.002.2020.

Analysis was done after obtaining excel sheet of Google form. All score presented out of 5 and opinion and suggestion presented in descriptive manner.



### **A. Feedback on Academics, Facilities, Support and Services**

Feedback on Academics, Facilities, Support and Services were taken from outgoing batch of BPT Interns.

Feedback of students about academics, facilities, support and services was assessed by asking responses on various aspects. Total thirteen questions were asked, each question carrying five marks. Students had given their response to each question out of five. Overall feedback given by the students about academics, facilities, support and services was assessed by taking average of all students' responses to each question out of 5 and then all five questions average taken out of five.

Total average score about academics, facilities, support and services was taken out of five.

Feedback given by the students is presented as follows

#### **Feedback score on Academics, Facilities, Support and Services.**

| <b>SR.NO</b> | <b>COURSE/ PROGRAMME</b> | <b>AVG. SCORE</b> |
|--------------|--------------------------|-------------------|
| 1            | BPT Interns              | 3.78              |

**Opinion and suggestion:** Students are satisfied with the academics, facilities, support and services. Students suggested more facility in hostel and mess. They also suggested upgrading the modalities.

### **B. Feedback on Curriculum, Syllabus and Co-Curricular Aspect**

Total eight questions asked about syllabus and co-curricular process and average score given by all the students are taken out of 5 on linear scale of 5 points.

| <b>SR.NO</b> | <b>COURSE/ PROGRAMME</b> | <b>AVG. SCORE</b> |
|--------------|--------------------------|-------------------|
| 1            | BPT Interns              | 3.83              |

**Opinion and suggestions:** Overall all the students were satisfied with the curriculum planning and implementation. Few students suggested for more practical sessions.

### **5. ACTIONABLE POINTS DISCUSSED WITH RESPECTIVE DEAN /DIRECTORATE.**

Actionable point about feedback discussed with the Principal, Dr. APJ Abdul Kalam College of Physiotherapy under the each aspect of feedback and presented as follows.

**A. Feedback on Academics, Facilities, Support and Services:** Students suggested some more facility in hostel and mess. As our hostel and mess facilities are up to the mark, we have informed the concern to the Hostel coordinator of Dr. APJ Abdul Kalam college of

Physiotherapy for the needful. Regarding upgrading the modalities, some more modalities requirements has already been ordered.

**B. Feedback on Curriculum, Syllabus and Co-Curricular process:**

The students were satisfied with the curriculum planning and implementation. Few students suggested more practical sessions. The Principal, Dr. APJ Abdul Kalam College of Physiotherapy have taken it into account and will try to implement it from next session

**Sign of Feedback Secretary and Vice Principal**

Dr. APJAK College of Physiotherapy

## Pravara Institute of Medical Sciences (Deemed to be University)

Dr. APJ Abdul Kalam College of Physiotherapy, Loni Bk.

### OUTGOING PG STUDENTS FEEDBACK REPORT 2019-2020

**1.Name of the College:** Dr. APJ Abdul Kalam College of Physiotherapy, Loni Bk.

**2. Feedback secretary:** Dr. Neeraj Kumar.

Mobile Number: 9005411557 email: [drneerajpt@gmail.com](mailto:drneerajpt@gmail.com)

**3.Year and term** / batches for which feedback taken.

Year: 2019-2020

| Sr. No | Batch       | Feedback given by no of students | Total students |
|--------|-------------|----------------------------------|----------------|
| 1      | MPT II Year | 10                               | 10             |
|        | Total       | 10                               | 10             |

#### 4. Summary of feedback.

PIMS (DU), Dr. APJ Abdul Kalam College of Physiotherapy, Loni BK, conducted online Outgoing PG students feedback for the assessment year 2019-2020.

Total 10 PG students gave their valuable feedback on following aspect.

H. Feedback on Academics, Facilities, Support and Services

I. Feedback on Curriculum, Syllabus and Co-Curricular Aspect

Dr. Deepak Phalke, HOD, Department of Preventive & Social Medicine and PIMS feedback committee Chairperson gave valuable suggestion and guidance throughout the feedback process.

The feedback committee members and Student section, Dr. APJ Abdul Kalam College of Physiotherapy helped out in student related information and printing.

Collected feedback data further tabulated, analyzed and interpreted.

#### Methodology

Outgoing PG Students feedback for academic year 2019-2020 collected online by using Google form, feedback questions were divided under following headings and linear scale was used.

C. Feedback on Academics, Facilities, Support and Services

D. Feedback on Curriculum, Syllabus and Co-Curricular Aspect

In all the steps of data collection confidentiality was maintain about identity of respondents. Google form link was made and send on students what's app group.

Data was collected from 11.08.2020 to 22.08.2020.

Analysis was done after obtaining excel sheet of Google form. All score presented out of 5 and

opinion and suggestion presented in descriptive manner.

### **A. Feedback on Academics, Facilities, Support and Services**

Feedback on Academics, Facilities, Support and Services were taken from outgoing batch of MPT II Year.

Feedback of students about academics, facilities, support and services was assessed by asking responses on various aspects. Total thirteen questions were asked, each question carrying five marks. Students had given their response to each question out of five. Overall feedback given by the students about academics, facilities, support and services was assessed by taking average of all students' responses to each question out of 5 and then all five questions average taken out of five.

Total average score about academics, facilities, support and services was taken out of five.

Feedback given by the students is presented as follows

#### **Feedback score on Academics, Facilities, Support and Services.**

| <b>SR.NO</b> | <b>COURSE/ PROGRAMME</b> | <b>AVG. SCORE</b> |
|--------------|--------------------------|-------------------|
| 1            | MPT II Year              | 4.3               |

**Opinion and suggestion:** Students are satisfied with the academics, facilities, support and services. Students suggested more facility in hostel and mess. They also suggested having free access to good international journals.

### **B. Feedback on Curriculum, Syllabus and Co-Curricular Aspect**

Total eight questions asked about syllabus and co-curricular process and average score given by all the students are taken out of 5 on linear scale of 5 points.

| <b>SR.NO</b> | <b>COURSE/ PROGRAMME</b> | <b>AVG. SCORE</b> |
|--------------|--------------------------|-------------------|
| 1            | MPT II Year              | 4.24              |

**Opinion and suggestions:** Overall all the students were satisfied with the curriculum planning and implementation. Few students suggested having some elective courses, relevant workshops and well revised syllabus.

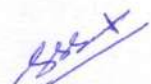
### **5. ACTIONABLE POINTS DISCUSSED WITH RESPECTIVE DEAN /DIRECTORATE.**


Actionable point about feedback discussed with the Principal, Dr. APJ Abdul Kalam College of Physiotherapy under the each aspect of feedback and presented as follows.

**A. Feedback on Academics, Facilities, Support and Services:** Students suggested some more facility in hostel and mess. As our hostel and mess facilities are up to the mark, we have informed the concern to the Hostel coordinator of Dr. APJ Abdul Kalam college of Physiotherapy for the needful. Regarding free access to some good international journals, the online access and subscription of journals have been increased in past few days in our central library.

**B. Feedback on Curriculum, Syllabus and Co-Curricular process:**

The students were satisfied with the curriculum planning and implementation. Few students suggested having some elective courses, relevant workshops and well revised syllabus. The Principal, Dr. APJ Abdul Kalam College of Physiotherapy have taken it into account and will try to implement it from next session

  
(Dr. Shrikant Sant)  
Co-ordinator,  
Institute Feedback Committee  
Dr. APJAK College of Physiotherapy

  
Principal  
Dr. APJAK College of Physiotherapy  
**PRINCIPAL**  
Dr. A.P.J. Abdul Kalam College of Physiotherapy,  
Pravara Institute of Medical Sciences (DU),  
Loni- 413 738, M. S. India

## Feedback from Teachers/Faculty members of DRAPJAK COPT

24 responses + ⋮

**Not accepting responses**

Message for respondents:  
This form is no longer accepting responses

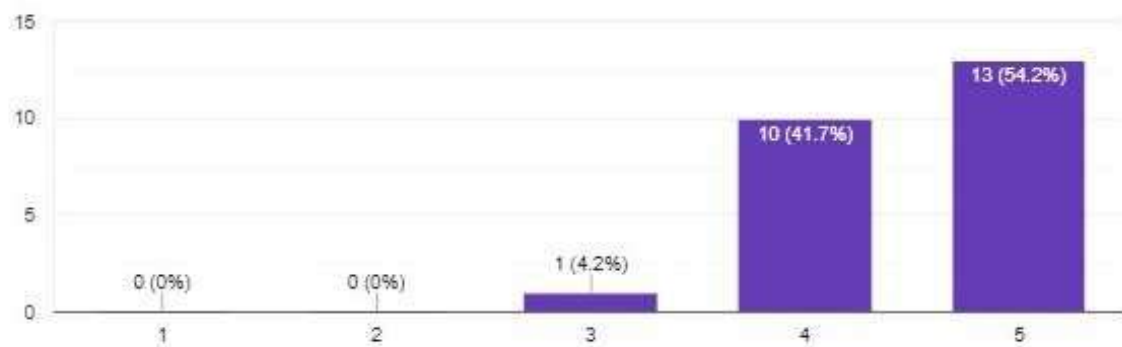
Summary Question Individual

Email address  
24 responses

**A. Feedback on Academics, facilities, support and services**

### 1. Campus stay, ambience and basic amenities \*

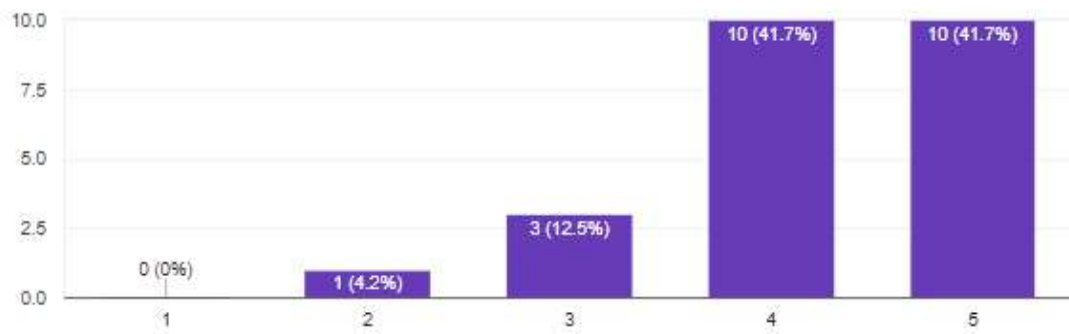
24 responses





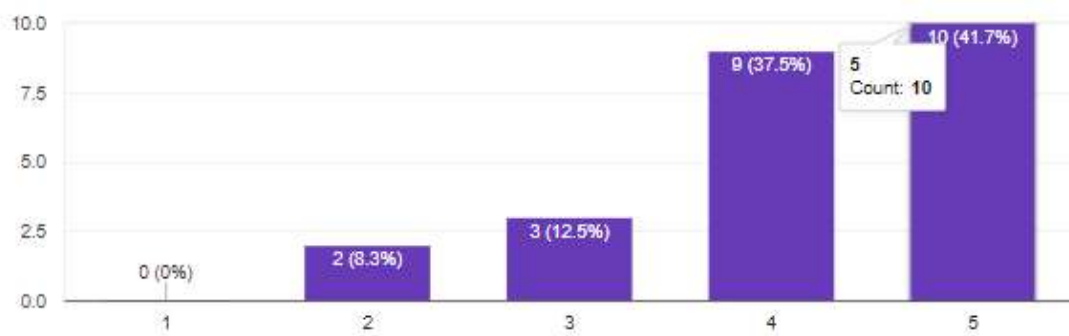
## 2. Avenues for academic and personal growth

24 responses



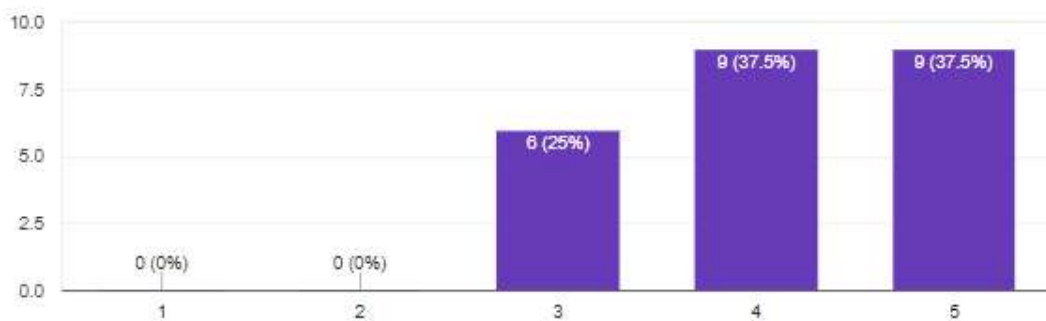
## 3. Working atmosphere/academic ambience

24 responses



## 4. Opportunities for enhancement of K/S/C/A through CMEs

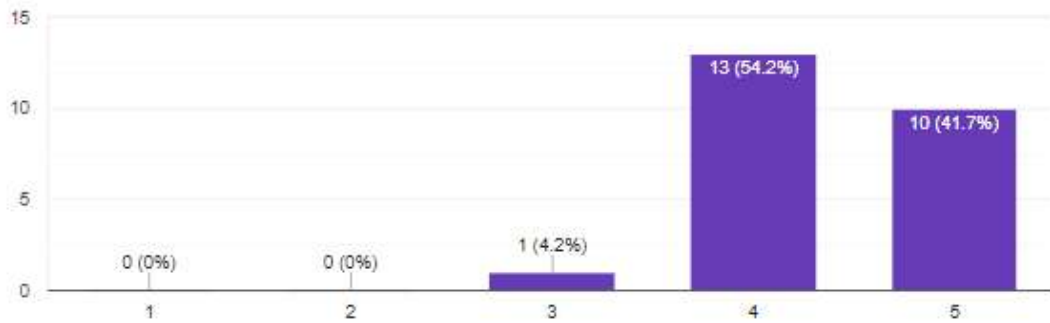
24 responses





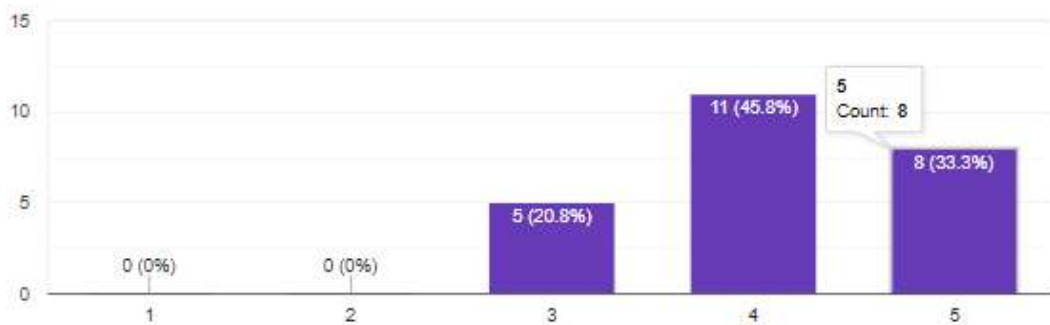
### 5. Educational resources and infrastructure

24 responses



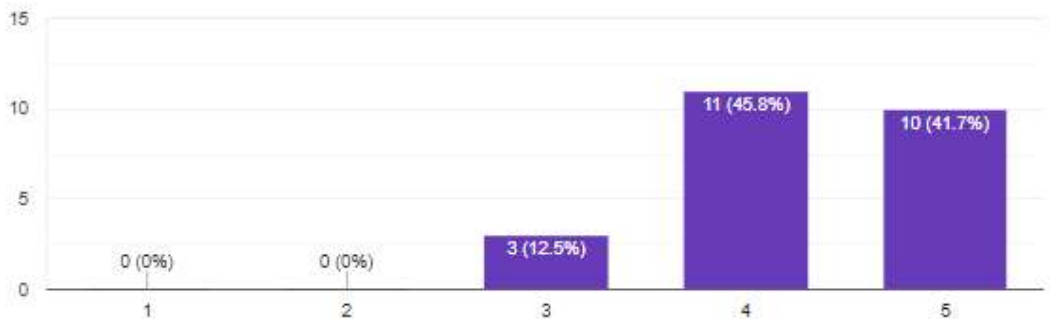
### 6. FDP/FIP/Profesional development of teachers

24 responses



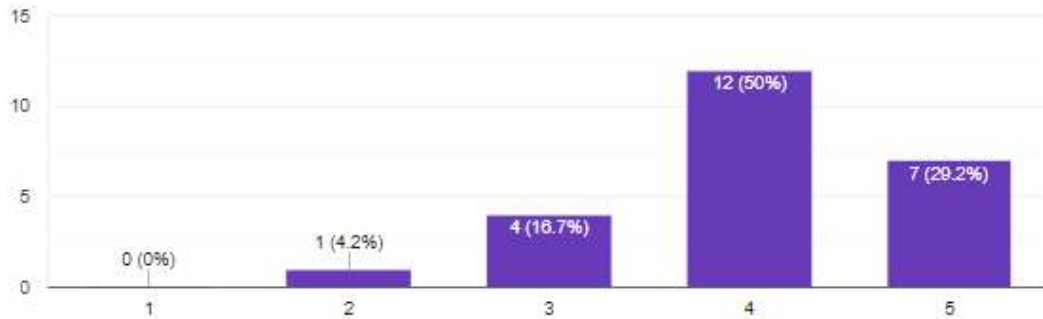
### 7. Research facilities and promotion of research

24 responses



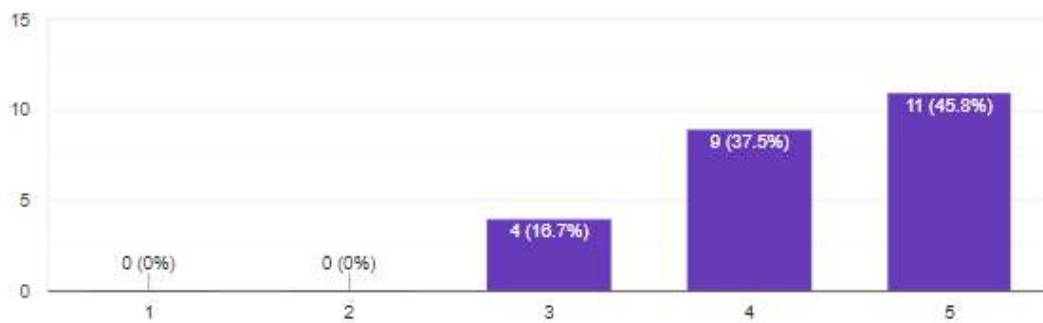
### 8. Research incentives and assistance

24 responses



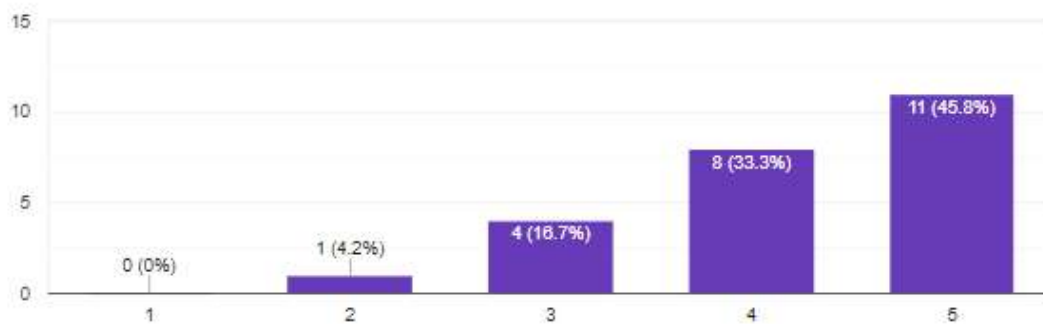
### 9. OOD/Provision of deputation to participate in S/S/C/W

24 responses



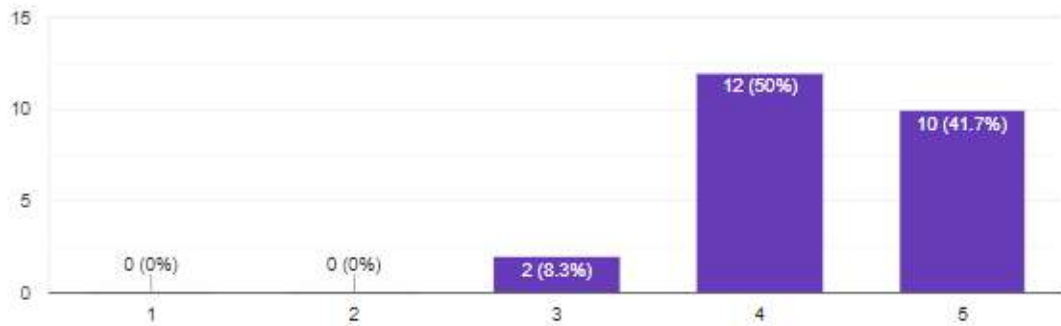
### 10. Opportunities in governance of College and PIMS-DU

24 responses



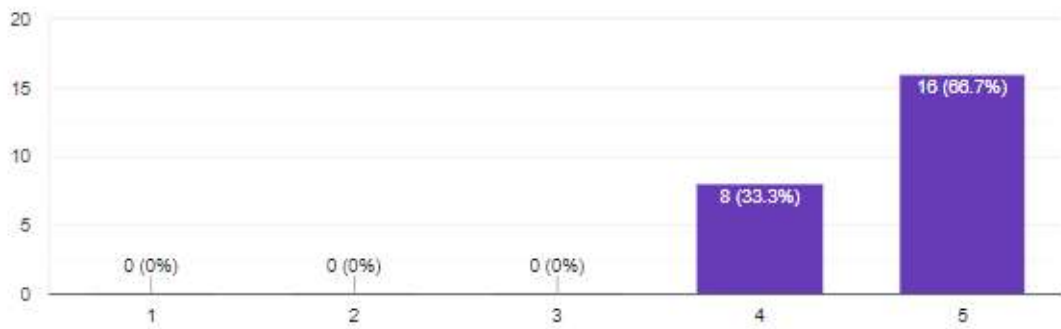
### 11. Recreational facilities

24 responses



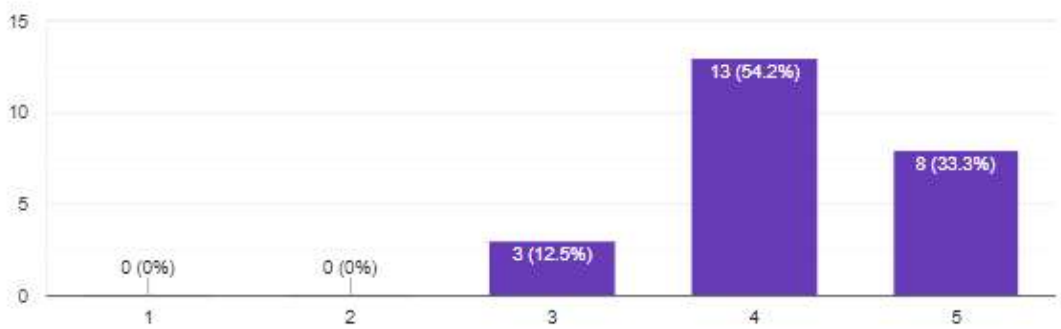
### 12. Medical facilities/ Welfare measures

24 responses



### 13. Quality of technical/paramedical/Nursing support staff

24 responses



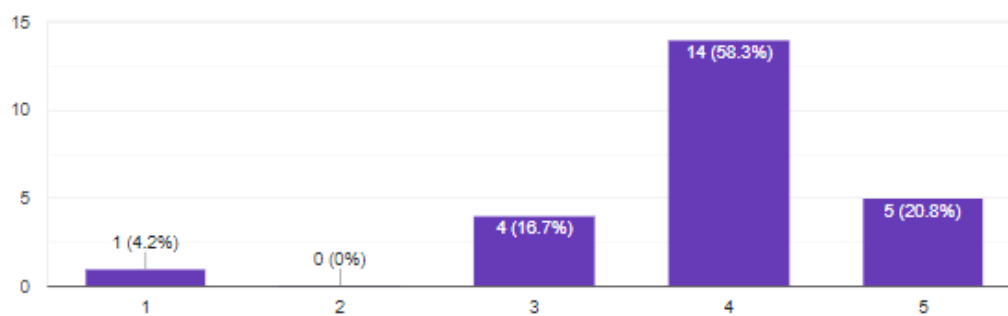
**Opinion/suggestion: 24 responses**

1. .
2. Good
3. Everything is good
4. Comfortable atmosphere ...but wanted more friendly
5. Avenues for academic and professional growth should be better
6. Children's Park Facility to be improved
7. It is a good qualitative institution
8. FOR THE FACULTY THOSE WHO ARE WORKING IN PIMS, AS WELL AS PMT, MAKE COMPULSORY GYM WORKOUTS OR YOGA EVERY DAY ONE HOUR IN WORKING HOUR. 2. ALL COLLEGES, DEPARTMENTS SHOULD BE PROVIDED VIDEO CONFERENCING LECTURE OR CASE DISCUSSION WITH ALL TIEUP INTERNATIONAL UNIVERSITIES AT LEAST ONCE IN A MONTH
9. A good children park is needed for staff's kids 2. Home delivery of outside foods and other parcel at staff quarters will be helpful
10. Good opportunities for staff and student
11. Reduce clerical work n add clinical work in teaching hours
12. Research facilities can be improved.
13. Cleaning of building verandas on regular basis
14. Campus is very peaceful. Plenty of opportunities and facilities for physical activity.
15. PI allow to conduct national and international conference's for physiotherapy
16. Clerical work load should be decreased
17. Internet speed must be increased Clerical work should be reduced for the faculties
18. Clinical work should be reduced
19. No suggestion
20. Reduction of un necessary work load
21. Knowledgeable environment
22. Great working atmosphere
23. Free Wifi should be made available during working hours
24. Satisfied with infrastructure and facilities

## B. Feedback on curriculum - Syllabus and Co-curricular Aspects

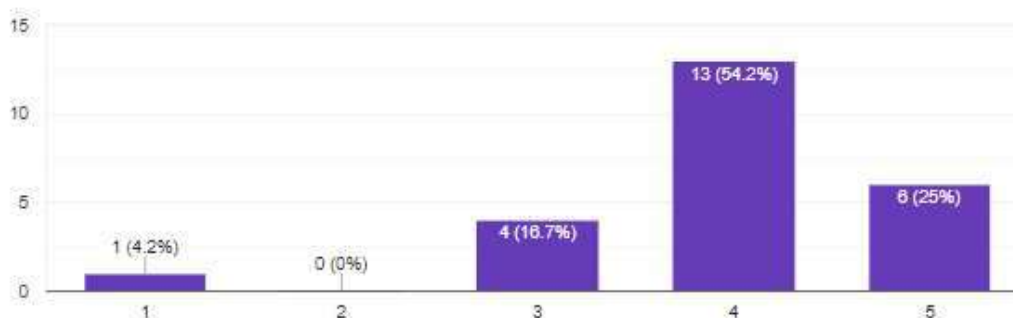
### 1. Relevance of curriculum /syllabus. Their revision and update periodically

24 responses



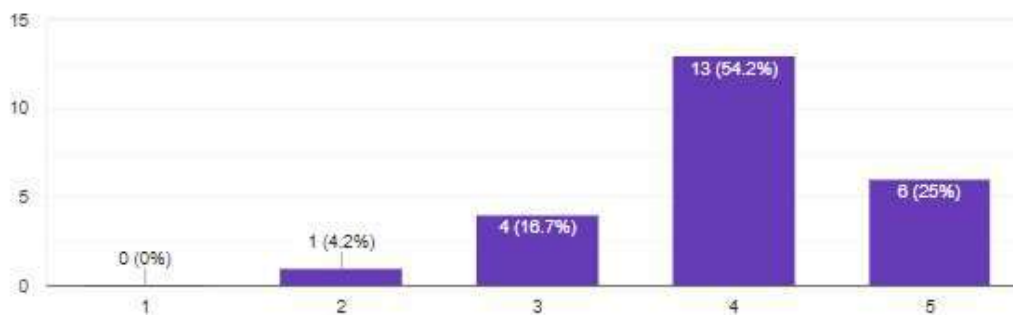
### 2. Curricular planning, design and development, transaction and delivery in their academic programmes

24 responses



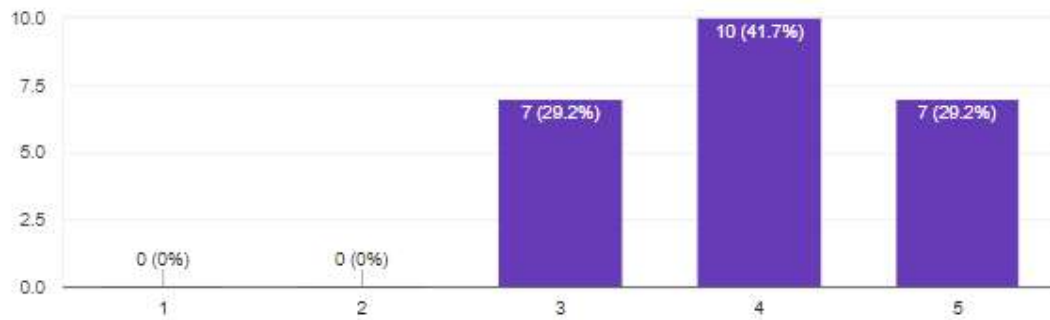
### 3. Curricular focus on knowledge, skills, competence, attitude, communication skills, employability and entrepreneurship

24 responses



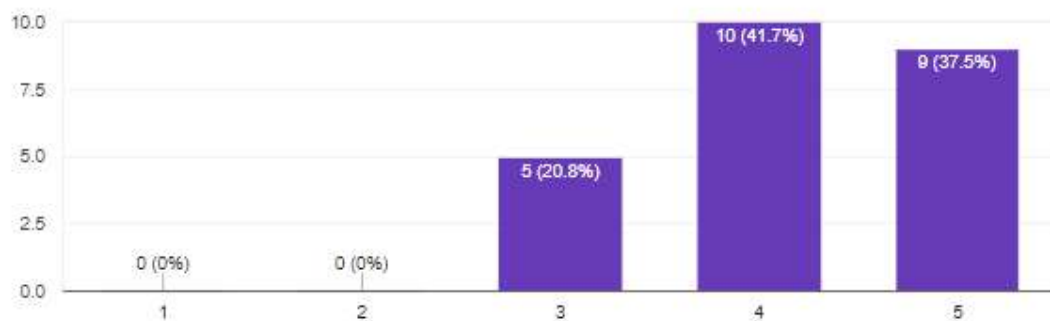
4. Curricular enrichment through value added programmes/training/workshops to enhance skills, competence and professionalisation

24 responses



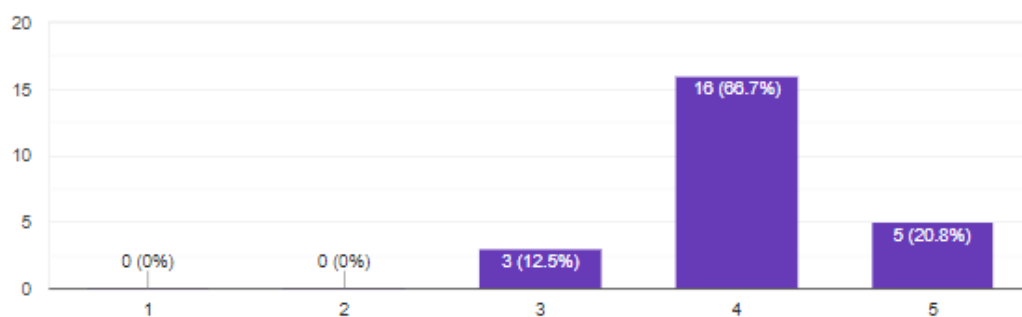
5. Orientation towards syllabus/curriculum(content/delivery/transaction/evaluation) through foundation/induction/orientation programmes

24 responses



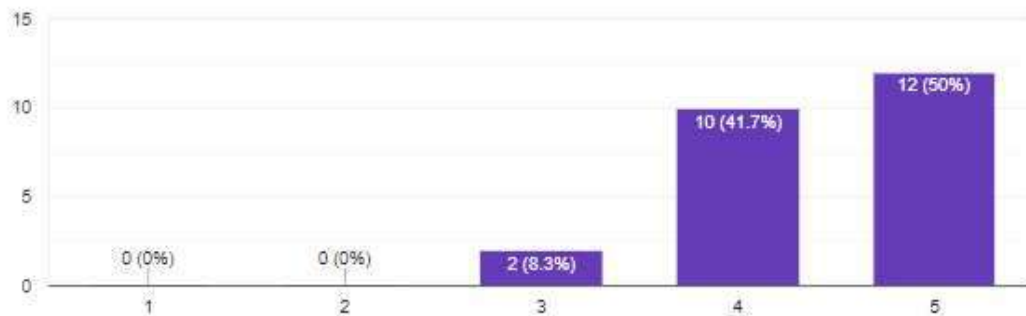
6. Coverage of relevant and important topics like environment, climate change, demography, health determinants, human rights, values and ethics in the curriculum

24 responses



7. Scope for Co-curricular activities and beyond curriculum scholarly activities/transaction like guest lecture/seminar/assignment/research/group discussion/field work/internship/Community posting

24 responses



**suggestions/recommendations on curricular aspects/syllabus:** 24 responses

1. .
2. More focus on recent advances can be given
3. It should be more evidence based
4. Focus more on depth
5. Too many batches.. Too many syllabus.. At times its really confusing. No other college may have such problems regarding syllabus and batches
6. More emphasis can be given on Communication Skills for 1st year B.P.T students which may help in Patient Interaction.
7. Good
8. -
9. CBCS should be implemented 2. Program outcomes, course outcomes and their mapping should be done
10. There should be more co-curricular activities like guest lectures, CMES on current physiotherapy topics.
11. Nil
12. Curriculum planning and development has to be done as per the national and international standards and needs.
13. Staff and students to carry out research projects regularly
14. Too frequent and drastic changes in syllabi.
15. Co curricular activities shall be added
16. Not as such
17. Frequent changes in syllabus must not be done
18. Good syllabus
19. No suggestion
20. Syallbus should be revised and strictly follow one university only
21. Syllabus for educational growth of students
22. No suggestions
23. None
24. Old syllabus is best.



Pravara Institute of Medical Sciences Deemed To Be University

**Smt. Sindhutai Eknathrao Vikhe Patil,**

**College of Nursing Loni Bk**



Key indicator 1.4: Feedback system

Consolidated feedback report Academic year 2019-2020





## Index

| SN | Content   | Page number |
|----|---|-------------|
| 1  | Introduction to overview to feedback process  | 01-02       |
| 2  | Students Feedback on infrastructure and learning resources                                    | 02-03       |
| 2  | Students Feedback on Curriculum – Syllabus and Co-Curricular                                  | 03          |
| 3  | Students Feedback on departmental teaching learning process                                   | 03-06       |
| 4  | Students Feedback from out-going students on academic, facilities, support & services. (Exit) | 06          |
| 5  | Students Feedback on faculty members.   | 07          |
| 6  | Actionable points discussed with respective dean /directorate                                 | 08-09       |

**Pravara Institute of Medical Sciences DU, College of Nursing, Loni Bk.**

**STUDENT FEEDBACK REPORT 2019-2020**

**1.Name of the College:** College of Nursing, Loni Bk.

**2. Feedback secretary:** Mr. Eknath Machindra Gawade.

Mobile Number:8275200438 email: [eknathgawade83@gmail.com](mailto:eknathgawade83@gmail.com)

**3.Year and term** / batches for which feedback taken.

Year: 2019-2020

| <b>Sr. No</b> | <b>Batch</b>     | <b>Feedback given by no of students</b> | <b>Total students</b> |
|---------------|------------------|---|-----------------------|
| 1             | B.Sc. Nsg I      | 60                                      | 74                    |
| 2             | B.Sc. Nsg II     | 43                                      | 50                    |
| 3             | B.Sc. Nsg III    | 45                                      | 48                    |
| 4             | B.Sc. Nsg IV     | 39                                      | 49                    |
| 5             | P.B.B.Sc. Nsg I  | 23                                      | 25                    |
| 6             | P.B.B.Sc. Nsg II | 19                                      | 25                    |
| 7             | M.Sc. Nsg I      | 10                                      | 10                    |
| 8             | M.Sc. Nsg II     | 17                                      | 22                    |
|               | <b>Total</b>     | <b>246</b>                              | <b>303</b>            |

**4. Summary of feedback.**

PIMS DU, College of Nursing, Loni BK, conducted online students feedback for the assessment year 2019-2020

Total 246 UG and PG students gave their valuable feedback on following aspect.

- A. Feedback on infrastructure and learning resources.
- B. Feedback on Curriculum – Syllabus and Co-Curricular
- C. Feedback on departmental teaching learning process.
- D. Feedback from out-going students on academic, facilities, support & services. (Exit).
- E. Feedback on faculty members.

Dr. T Sivbalan, Principal and Dean, College of Nursing and Dr. Deepak Phalke, HOD, Department of Preventive & Social Medicine and PIMS feedback committee Chairperson gave valuable suggestion and guidance throughout the feedback process.

Mr. Kalpesh Parvat, Mrs. Nimisha Anilkumar and Mrs. Sneha Gaikwad, member of institutional feedback committee, College of nursing extend their help throughout feedback process, analysis and report writing.

Student section, College of nursing helped out in student related information and printing. Collected feedback data further tabulated, analyzed and interpreted under the infrastructure and learning resources, curriculum, departmental teaching learning process, feedback of outgoing students and feedback on faculty members.

## Methodology

Student's feedback for academic year 2019-2020 collected online by using Google form, feedback questions were divided under following headings and linear scale was used.

- A. Feedback on infrastructure and learning resources.
- B. Feedback on Curriculum – Syllabus and Co-Curricular
- C. Feedback on departmental teaching learning process.
- D. Feedback from out-going students on academic, facilities, support & services. (Exit).
- E. Feedback on faculty members

In all the steps of data collection confidentiality was maintain about identity of respondents. Google form was prepared as per the programme and year of UG & PG courses. Google form link was made and send on students what's app group.

Data was collected from 11.07.2020 to 22.07.2020.

Analysis was done after obtaining excel sheet of Google form. All score presented out of 5 and opinion and suggestion presented in descriptive manner.

### A. Feedback on infrastructure and learning resources.

Feedback on infrastructure and learning resources taken from 4 batches of B.Sc. Nursing, 2 batches of P.B.B.Sc nursing and two batches of M.Sc. Nursing.

Feedback of students about infrastructure and learning resources was assessed by asking responses on various aspects of infrastructure. Total five questions were asked, each question carrying five marks. Students had given their response to each question out of five. Overall feedback given by the students about infrastructure and learning resources was assessed by taking average of all students' responses to each question out of 5 and then all five questions average taken out of five.

Total average score about infrastructure and learning resources was taken out of five.

Feedback given by the students is presented as follows

#### Feedback score on infrastructure and learning resources.

| SR.NO | COURSE/ PROGRAMME  | AVG. SCORE |
|-------|--------------------|------------|
| 1     | B.Sc. Nursing I    | 3.45       |
| 2     | B.Sc. Nursing II   | 3.48       |
| 3     | B.Sc. Nursing III  | 3.60       |
| 4     | B.Sc. Nursing IV   | 4.11       |
| 5     | P.B.Sc. Nursing I  | 3.40       |
| 6     | P.B.Sc. Nursing II | 3.69       |
| 7.    | M.Sc. Nursing I    | 3.51       |
| 8.    | M.Sc. Nursing II   | 4.14       |

**Opinion and suggestion:** Students are satisfied with the infrastructure and learning facilities. Teaching and learning facilities are excellent in campus and also getting good clinical exposure.

Students are happy with tribal area community experience. Students suggested more books should be there in library and Participation of M.Sc. nursing students in Padmanjali event.

### **B. Feedback on Curriculum – Syllabus and Co-Curricular process**

Total seven questions asked about syllabus and co-curricular process and average score given by all the students are taken out of 5 on linear scale of 5 points.

| <b>S.N</b> | <b>COURSE</b>                 | <b>SCORE</b> |
|------------|-------------------------------|--------------|
| 1          | First Year B.Sc. Nursing      | 3.49         |
| 2          | Second Year B.Sc. Nursing     | 3.56         |
| 3          | Third Year B.Sc. Nursing      | 3.59         |
| 4          | Fourth Year B.Sc. Nursing     | 3.94         |
| 5          | First year P.B.B.Sc. Nursing  | 2.95         |
| 6          | Second year P.B.B.Sc. Nursing | 3.64         |
| 7          | First Year M.Sc. Nursing      | 3.48         |
| 8          | Second Year M.Sc. Nursing     | 3.81         |

**Opinion and suggestions:** Overall all the students were satisfied with the curriculum planning and implementation. All students are happy and gave feedback that lectures taken properly and solved doubts. Few first and second year Basic B.Sc. nursing student's raised concerned that due to COVID-19 pandemic they find difficulty in understanding online classes. Second year Basic B.Sc. students gave opinion that syllabus is more for second year.

### **C. Feedback on departmental teaching learning process**

Feedback on departmental teaching learning process was taken from 4 batches of B.Sc. Nursing, 2 batches of P.B.B.Sc nursing and two batches of M.Sc. Nursing.

Feedback of students on departmental teaching learning process was assessed by asking responses on various areas of departmental teaching learning process. Total 10 questions were asked, each question carrying five marks. Students had given their response to each question out of five. Overall feedback given by the students about departmental teaching learning process was assessed by taking average of all students' responses to each question out of 5 and then all 10 questions average taken out of five.

Data of departmental teaching learning process was tabulated and presented as per the programme, batches in each programme and departments / subject in each batch.

## Basic B.Sc. Nursing

### Batch name: First year B.Sc Nursing

| Sr.no | Subject            | Avg. subject score |
|-------|--------------------|--------------------|
| 1     | Anatomy            | 3.48               |
| 2     | Biochemistry       | 3.39               |
| 3     | Physiology         | 3.42               |
| 4     | Psychology         | 3.21               |
| 5     | Nutrition          | 3.40               |
| 6     | Microbiology       | 3.28               |
| 7     | Nursing foundation | 3.37               |
| 8     | English            | 3.27               |

### Batch Name : Second year B.Sc. nsg

| Sr. No | Subject                              | Avg subject Score |
|--------|--------------------------------------|-------------------|
| 1      | Communication & education technology | 3.94              |
| 2      | Community health nursing – I         | 3.85              |
| 3      | Medical surgical nursing I           | 3.94              |
| 4      | Pathology and Genetics               | 3.81              |
| 5      | Pharmacology                         | 3.73              |
| 6      | Sociology                            | 3.56              |

### Batch Name: Third Year B.Sc. Nursing

| Sr. No | Subject                         | Avg. sub score |
|--------|---------------------------------|----------------|
| 1      | Child health nursing            | 3.83           |
| 2      | Medical surgical nursing        | 3.63           |
| 3      | Mental health nursing           | 3.80           |
| 4      | Nursing research and statistics | 3.74           |

### Batch Name: FourthYear B.Sc. Nursing

| Sr. no | Subject                                     | Avg. sub score |
|--------|---|----------------|
| 1      | Midwifery and obstetrical nursing           | 4.06           |
| 2      | Community health nursing                    | 4.16           |
| 3      | Management of nursing studies and education | 4.05           |
| 4      | Environmental studies                       | 3.89           |

## Post basic B.Sc.Nursing

### Batch: First year Post basic B.Sc

| Sr. no | Subject                  | Avg. sub score |
|--------|--------------------------|----------------|
| 1      | Biochemistry &           | 3.50           |
| 2      | Biophysics               | 3.57           |
| 3      | Child health nursing     | 3.61           |
| 4      | Maternal nursing         | 3.67           |
| 5      | Medical surgical nursing | 3.59           |
| 6      | Microbiology             | 3.57           |
| 7      | Psychology               | 3.69           |
| 8      | Nursing Foundation       | 3.81           |
| 9      | Nutrition & dietetics    | 3.15           |
| 10     | English                  | 3.51           |

### Batch- Second Year Post Basic B.Sc. Nursing.

| SR.NO | Subject                                      | Avg. Sub. Score |
|-------|--|-----------------|
| 1     | Community health nursing                     | 3.42            |
| 2     | Introduction to nursing administration       | 3.80            |
| 3     | Introduction to nursing education            | 3.48            |
| 4     | Introduction nursing research & statistic's. | 3.87            |
| 5     | Mental health nursing.                       | 3.88            |
| 6     | Sociology                                    | 3.78            |

## M.Sc. Nursing

### Batch Name: First year M.Sc. Nursing

| SR.NO     | Subject                                  | Avg. Sub. Score |
|-----------|--|-----------------|
| <b>I</b>  | Common subject to all specialty          |                 |
|           | 1. Advanced nursing Practice             | 3.56            |
|           | 2. Nursing Education                     | 3.51            |
|           | 3. Nursing research & Practice           | 3.51            |
| <b>II</b> | Specialty subject                        |                 |
|           | 4. Medical surgical nursing I            | <b>2.79</b>     |
|           | 5. Community health nursing I            | 3.75            |
|           | 6. Mental health Nursing I               | 3.5             |
|           | 7. Obstetric and gynecological nursing I | 5               |
|           | 8. Child health and pediatric nursing I  | <b>2.9</b>      |

**Batch Name:** Second year M.Sc. Nursing

| SR.NO                                 | Subject                                | Avg. Sub. Score |
|---------------------------------------|--|-----------------|
| I                                     | Common subject to all specialty        |                 |
|                                       | Nursing Management                     | 4.01            |
| II                                    | Specialty subject                      |                 |
|                                       | 1. Medical surgical nursing            | 3.72            |
|                                       | 2. Community health nursing            | 4.68            |
|                                       | 3. Mental health Nursing               | 4.06            |
|                                       | 4. Obstetric and gynecological nursing | 3.62            |
| 5. Child health and pediatric nursing | 3.86                                   |                 |

**Opinion and suggestions:** Students are satisfied with the facilities provided by the various departments about curriculum planning and implementation. All the doubts raised by students are taken care by faculty of each department. Few students demand to give more attention and guidance to weak students

**C. Feedback from out-going students on academic, facilities, support & services. (Exit batch).**

Feedback of out-going students on academic, facilities, support & services was taken from final year of B.Sc. Nursing, P.B.B.Sc nursing and M.Sc. Nursing.

Feedback from out-going students on academic, facilities, support & services was assessed by asking responses on various areas. Total 10 questions were asked, each question carrying five marks. Students had given their response to each question out of five. Overall feedback given by the out-going students on academic facilities, support and services assessed by taking average of all students' responses to each question out of 5 and then all 10 questions average taken out of five.

**Table: Feedback from out-going students on academic, facilities, support & services.**

| SR.NO | COURSE/ PROGRAMME                   | AVG.SCORE |
|-------|-------------------------------------|-----------|
| 1     | Basic B.Sc. Nursing final year      | 3.10      |
| 2     | Post Basic B.Sc. Nursing final year | 3.76      |
| 3     | M.Sc Nursing final year             | 3.89      |

Overall response of outgoing students of final year Basic B.Sc nursing on academic facilities, support and services was 3.10 which is least score of outgoing batch.

**Opinion and suggestions:** Overall feedback given by the all outgoing batch students was good and they were happy during academic stay during their course. Second year M.Sc. nursing pediatric suggested there should be more faculty in pediatric nursing.

#### **D Feedback on faculty members.**

Feedback of students about faculty members was assessed by asking responses about faculty members on various areas. Total five questions were asked, each question carrying five marks. Students had given their response to each question out of five. Overall feedback given by the students about faculty member was assessed by taking average of all students' responses to each question out of 5 and then average of all five questions taken out of five.

Total score for each faculty member was out of five.

Faculty wise feedback score given by the students were presented as follows

#### **Feedback on faculty members.**

| <b>Sr. No</b> | <b>Name of the faculty</b>  | <b>Designation</b>         | <b>Score</b> |
|---------------|-----------------------------|----------------------------|--------------|
| 1             | Dr. T Sivabalan             | Principal & Dean           | 4.20         |
| 2             | Ms. Heera J                 | Professor & Vice Principal | 4.05         |
| 3             | Mrs. Bharti Weljale         | Associate Professor        | 4.15         |
| 4             | Mr. Rajendra L              | Associate Professor        | 3.82         |
| 5             | Mr. Eknath M Gawade         | Associate Professor        | 4.21         |
| 6             | Mrs. Vimla G                | Associate Professor        | 3.97         |
| 7             | Dr. Sunil Thitme**          | Associate prof.            | 4.10         |
| 8             | Mr. Sharad Dighe            | Lecturer                   | 4.13         |
| 9             | Mr. Jitendra Belokar        | Lecturer                   | 3.73         |
| 10            | Mrs Kale Kalpana            | Lecturer                   | 4.28         |
| 11            | Mrs. Smita Aher             | Lecturer                   | 3.33         |
| 12            | Mr. BabasahebBhutkar        | Lecturer                   | 3.84         |
| 13            | Ms. Rubina Cambell          | Lecturer                   | 3.90         |
| 14            | Mr. Vaibhav Bhosle          | Lecturer                   | 3.88         |
| 15            | Mr. Satish Weljale**        | Lecturer                   | 3.58         |
| 16            | Mrs. SangeetaBular / Shelar | Tutor                      | 3.84         |
| 17            | Mrs. KavitaBhoknal          | Tutor                      | 4.24         |
| 18.           | Ms. Shweta Petkar           | Tutor                      | 3.85         |
| 19.           | Mrs. Sandnya Gawade         | Tutor                      | 3.81         |
| 20            | Mr. Akshy Jawre             | Tutor                      | 3.94         |
| 21            | Mrs. Geeta P                | Tutor                      | 3.41         |
| 22            | Mrs. Ugle Nirmala           | Tutor                      | 3.64         |
| 23            | Mrs. Kajal Dahedar          | Tutor                      | 3.54         |
| 24            | Mr. Sachin Salve            | Tutor                      | 4.19         |
| 25            | Mr. SatishWeljale           | Tutor                      | 3.58         |



|    |                             |       |      |
|----|-----------------------------|-------|------|
| 26 | Mrs. Asha Garad             | Tutor | 4.28 |
| 27 | Mrs. Nilima T               | Tutor | 3.60 |
| 28 | Ms. Savita Shelke           | Tutor | 3.65 |
| 29 | Mr. Sagar Mandre            | Tutor | 3.51 |
| 30 | Mr. Kalpesh Parvat          | Tutor | 3.64 |
| 31 | Mrs. Nimisha Anilkumar      | Tutor | 3.54 |
| 32 | Ms. Jadhav Bharti Dadasaheb | Tutor | 3.70 |
| 33 | Ms. Anuja Dharmadhikari     | Tutor | 3.36 |
| 34 | Ms. Gulve Pritee            | Tutor | 3.21 |

\*\* External faculty

**Opinion and suggestion:** Overall feedback given by the students about faculty is good, average and excellent. They are satisfied with faculty performance. Opinion and suggestion given for each faculty discussed individually with each faculty.

#### **5. ACTIONABLE POINTS DISCUSSED WITH RESPECTIVE DEAN /DIRECTORATE.**

Actionable point about feedback discussed with the Principal, College of nursing under the each aspect of feedback and presented as follows.

**A. Infrastructure and learning resources:** Students raised concerned about books. As we having good infrastructure, books, journals and digital facilities. Coordinators of concerned year are encouraged to talk with students and inform about departmental and central library for frequent visit.

#### **B. Departmental teaching learning experience**

Departmental teaching learning score given to all department was good and students were satisfied by effort taken various departments.

Department of medical surgical and pediatric nursing first year score was 2.79 and 2.90 respectively and below three. Principal CON discussed with all the faculty of both the department regarding same and discussed various strategies to help out the students.

#### **C. Feedback from out-going students on academic, facilities, support & services.**

Overall response of outgoing students on academic facilities, support and services was good. Second year M.Sc. nursing pediatric suggested there should be more faculty in pediatric nursing. As per norms good number of M.Sc. pediatric nursing faculty college is having. After discussion with pediatric nursing department it was decided to use few M.Sc Pediatric Nursing faculty from UG programme for PG as per need.

**D. Feedback on faculty members.**

Faculty feedback given by the students about discussed with each faculty members. Almost all the faculty members feedback score was 3.5 and above. Very few faculty members were having feedback score below 3.5

The faculty member who are having good feedback score were congratulated and appreciated by the Principal & dean College of nursing with letter of appreciation. Those faculties having low feedback score were counseled by the Principal, CON.

The faculties with low feedback score were confirmed that they will make improvement in suggested area and enrich their teaching.

**6. Recommendation to be submitted to stakeholders- Nil**

Sign of Feedback Secretary

College of Nursing



Sign of Principal

College of Nursing

PRINCIPAL  
COLLEGE OF NURSING  
OF PIMS (D.U.)  
LONI - 413736



# Pravara Institute of Medical Sciences

## Deemed to be University



## Center for Biotechnology

Loni Bk, Tal. Rahata, Dist. Ahmednagar

Key indicator 1.4: Feedback system

Consolidated feedback report Academic year 2019-2020



## Index

| <b>SN</b> | <b>Content</b>  | <b>Page number</b> |
|-----------|---|--------------------|
| 1         | Introduction and overview to feedback process   | 01                 |
| 2         | Students feedback on infrastructure and learning resources                                    | 02                 |
| 3         | Students feedback on curriculum   | 02                 |
| 4         | Students feedback on departmental teaching learning process                                   | 02-05              |
| 5         | Outgoing students (Exit batch) students feedback on academic facilities, support and services | 05-06              |
| 6         | Students feedback on faculty members  | 06                 |
| 7         | Actionable points   | 07-08              |



Pravara Institute of Medical Sciences Deemed to be University  
Loni Bk-413736

Centre for Biotechnology

FEEDBACK REPORT

- 1. Name of the College:** Centre for Biotechnology  
**2. Feedback secretary:** Mr. Ganesh Prakash Vikhe  
**Mobile Number:** 9975210322 **e-mail:** ganesh.vikhe@pmtpims.org  
**3. Year and semester:** batches for which feedback taken. Year: 2019-2020

| Sr. No       | Batch     | No Students |
|--------------|-----------|-------------|
| 1            | B. Sc I   | 12          |
| 2            | B.Sc. II  | 07          |
| 3            | B.Sc. III | 09          |
| 4            | M. Sc I   | 02          |
| 5            | M.Sc II   | 02          |
| <b>Total</b> |           | <b>32</b>   |

**4. Summary of feedback.**

PIMS-DU, CBT, Loni Bk, conducted online feedback for the assessment year 2019- 2020.

Total 32 UG and PG students gave their valuable feedback on following aspect.

- A.** Feedback on infrastructure and learning resources.
- B.** Feedback on departmental teaching learning process.
- C.** Feedback from out-going students on academic, facilities, support & services. (Exit).
- D.** Feedback on faculty members.

Dr. Deepak Phalke, HOD, Department of Preventive & Social Medicine and PIMS (DU) feedback committee coordinator and Mr. Eknath Gawade, Coordinator, College of Nursing gave valuable suggestions and guidance throughout the feedback process.

Collected feedback data was further tabulated, analyzed and interpreted under the following heads.

**Methodology**

Student's feedback for academic year 2019-2020 collected online by using Google form, feedback questions were divided under following headings and linear scale was used.

- A. Feedback on infrastructure and learning resources.
- B. Feedback on Curriculum - Syllabus and Co-Curricular



- C. Feedback on departmental teaching learning process.
- D. Feedback from out-going students on academic, facilities, support & services. (Exit).
- E. Feedback on faculty members

In all the steps of data collection confidentiality was maintain about identity of respondents. Google form was prepared as per the programme and year of UG & PG courses. Google form link was made and send on students what's app group.

Data was collected from 20.07.2020 to 20.08.2020.

Analysis was done after obtaining excel sheet of Google form. All score presented out of 5 and opinion and suggestion presented in descriptive manner.

#### A. Feedback on infrastructure and learning resources.

Feedback on infrastructure and learning resources taken from 3 batches of B.Sc. Medical Biotechnology and 2 batches of M.Sc Medical Biotechnology .

Feedback of students about infrastructure and learning resources was assessed by asking responses on various aspects of infrastructure. Total five questions were asked, each question carrying five marks. Students had given their response to each question out of five. Overall feedback given by the students about infrastructure and learning resources was assessed by taking average of all students' responses to each question out of 5 and then all five questions average taken out of five. Total average score about infrastructure and learning resources was taken out of five.

#### B. Feedback on Curriculum – Syllabus and Co-Curricular process

Total seven questions asked about syllabus and co-curricular process and average score given by all the students are taken out of 5 on linear scale of 5 points.

| S.N | PROGRAMME  | SCORE |
|-----|--|-------|
| 1   | B.Sc. Medical Biotechnology- 1 <sup>st</sup> yr  | 3.35  |
| 2   | B.Sc. Medical Biotechnology- 2 <sup>nd</sup> yr  | 2.33  |
| 3   | B.Sc. Medical Biotechnology- 3 <sup>rd</sup> yr  | 3.48  |
| 4   | M.Sc. Medical Biotechnology - 1 <sup>st</sup> yr | 4.79  |
| 5   | M.Sc. Medical Biotechnology- 2 <sup>nd</sup> yr  | 4.00  |

**Opinion and suggestions:** Overall all the students were satisfied with the curriculum planning and implementation. All students are happy and gave feedback that lectures taken properly and solved doubts.

#### C. Feedback on departmental teaching learning process



Feedback on departmental teaching learning process was taken from 3 batches of B.Sc. Medical Biotechnology, and two batches of M.Sc. Medical Biotechnology.

Feedback of students on departmental teaching learning process was assessed by asking responses on various areas of departmental teaching learning process. Total 10 questions were asked, each question carrying five marks. Students had given their response to each question out of five. Overall feedback given by the students about departmental teaching learning process was assessed by taking average of all students' responses to each question out of 5 and then all 10 questions average taken out of five.

Data of departmental teaching learning process was tabulated and presented as per the programme, batches in each programme and departments / subject in each batch.

**Batch name: First year B.Sc. Medical Biotechnology**

| Sr.no | Subject                                    | Avg. subject score |
|-------|--|--------------------|
| 1     | Basic Chemistry                            | 3.48               |
| 2     | Mathematics and Biostatistics              | 3.65               |
| 3     | Introduction to evolutionary biology       | 3.70               |
| 4     | Introduction to biotechnology              | 3.76               |
| 5     | Biophysics                                 | 3.60               |
| 6     | Cell biology                               | 3.89               |
| 7.    | Basic laboratory methods for biotechnology | 3.75               |
| 8     | Basic concepts of information technology   | 3.80               |

**Batch Name: Second year B.Sc. Medical Biotechnology**

| Sr. No | Subject                  | Avg subject Score |
|--------|--------------------------|-------------------|
| 1      | Genetics - A             | 3.18              |
| 2      | Medical Microbiology - A | 2.64              |
| 3      | Human Biochemistry - A   | 2.14              |
| 4      | Biostatistics            | 2.95              |
| 5      | Genetics - B             | 2.84              |



|   |                          |      |
|---|--------------------------|------|
| 6 | Medical Microbiology - B | 2.67 |
| 7 | Human Biochemistry - B   | 2.12 |
| 8 | Enzyme Technology        | 2.00 |

**Batch Name: Third Year B.Sc. Medical Biotechnology**

| Sr. No | Subject                         | Avg. sub score |
|--------|---------------------------------|----------------|
| 1      | Molecular Biology               | 3.67           |
| 2      | Fermentation Technology         | 3.93           |
| 3      | Biomembrane                     | 3.55           |
| 4      | Ethical Issues in Biotechnology | 3.61           |
| 5.     | Pharmaceutics                   | 4.21           |
| 6.     | Basic Immunology                | 3.00           |

**Batch Name: First Year M.Sc. Medical Biotechnology**

| Sr. No | Subject                  | Avg. sub score |
|--------|--------------------------|----------------|
| 1      | Cell Biology             | 4.70           |
| 2      | Molecular Biology        | 4.85           |
| 3      | Human Biochemistry       | 4.70           |
| 4      | Animal Tissue Culture    | 4.70           |
| 5.     | Human Physiology         | 4.65           |
| 6.     | Medical Microbiology     | 4.85           |
| 7.     | Industrial Biotechnology | 4.70           |
| 8.     | Bioinformatics           | 4.75           |





**Batch Name: Second Year M.Sc. Medical Biotechnology**

| Sr. No | Subject  | Avg. sub score |
|--------|--|----------------|
| 1.     | Genetic Engineering  | 4.45           |
| 2.     | Immunology   | 3.45           |
| 3.     | Medical Microbiology   | 4.65           |
| 4.     | Clinical Research  | 4.50           |
| 5.     | Research Methodology and Socio- Ethical aspects of Biotechnology | 4.80           |
| 6.     | Pharmaceutical Biotechnology                                     | 4.80           |

**Opinion and suggestions:** Students are satisfied with the facilities provided by the various departments about curriculum planning and implementation. All the doubts raised by students are taken care by faculty of each department.

**Feedback from out-going students on academic, facilities, support & services. (Exit batch)**

Feedback of out-going students on academic, facilities, support & services was taken from final year of B.Sc Medical Biotechnology and M.Sc. Medical Biotechnology.

Feedback from out-going students on academic, facilities, support & services was assessed by asking responses on various areas. Total 10 questions were asked, each question carrying five marks. Students had given their response to each question out of five. Overall feedback given by the out-going students on academic facilities, support and services assessed by taking average of all students' responses to each question out of 5 and then all 10 questions average taken out of five.

**Table: Feedback from out-going students on academic, facilities, support & services.**

| SR.NO | COURSE/ PROGRAMME                               | AVG.SCORE |
|-------|---|-----------|
| 1     | B.Sc. Medical Biotechnology- 3 <sup>rd</sup> yr | 4.30      |
| 3     | M.Sc. Medical Biotechnology -2 <sup>nd</sup> yr | 4.50      |

Overall response of outgoing students of final year Basic B.Sc. Medical Biotechnology on academic facilities, support and services was 4.40 which is least score of outgoing batch.



**Opinion and suggestions:** Overall feedback given by the all outgoing batch students was good and they were happy during academic stay during their course.

#### D. Feedback on faculty members.

Feedback of students about faculty members was assessed by asking responses about faculty members on various areas. Total five questions were asked, each question carrying five marks. Students had given their response to each question out of five. Overall feedback given by the students about faculty member was assessed by taking average of all students' responses to each question out of 5 and then average of all five questions taken out of five.

Total score for each faculty member was out of five.  
Faculty wise feedback score given by the students were presented as follows

#### Feedback on faculty members

| Sr. No | Name of the faculty  | Designation         | Score |
|--------|----------------------|---------------------|-------|
| 1      | Dr. Sonali Das       | In-Charge Director  | 4.47  |
| 2      | Dr .Rahul Dev Malage | Assistant Professor | 3.39  |
| 3      | Mr. Ganesh Vikhe     | Assistant Professor | 4.28  |
| 4      | Mrs. Joyti Kulkarni  | Assistant Professor | 4.13  |
| 3.     | Dr. Suresh Kamble    | Assistant Professor | 4.90  |
| 4.     | Dr. Anand B.         | Associate Professor | 3.66  |
| 5.     | Dr. Sandeep N        | Associate Professor | 4.80  |
| 6.     | Dr. Santosh S.       | Assistant Professor | 3.80  |
| 7.     | Dr. M.Tayade         | Assistant Professor | 4.90  |
| 8.     | Ms. Shashi Priya     | Assistant Professor | 3.36  |
| 9.     | Mr. Akshay Patil     | Research Student    | 3.93  |

**Opinion and suggestion:** Overall feedback given by the students about faculty is good, average and excellent. They are satisfied with faculty performance. Opinion and suggestion given for each faculty discussed individually with each faculty.

#### 5. ACTIONABLE POINTS DISCUSSED WITH RESPECTIVE DEAN/DIRECTORATE.

Actionable point about feedback discussed with the Incharge Director, Centre for Biotechnology under the each aspect of feedback and presented as follows.



#### **A. Infrastructure and learning resources.**

Feedback on infrastructure and learning resources taken from 3 batches of B. Sc and 2 batches of M. Sc Medical Biotechnology

All the batches gave feedback score was around 3.50 and above except First year B.Sc. II Medical Biotechnology.

Overall feedback score given by the first year B.Sc. II Medical Biotechnology on infrastructure and learning resources was 2.35. Their mean average score for basic learning resources, clinical facilities, community learning resources, hostel facility and campus amenities with sports facilities was 4.0, 4.0, 3.5, 3.5 and 3.55 respectively.

Coordinator, respected teachers of first year B.Sc. II Medical Biotechnology and In-Charge Director CBT discussed with B.Sc. students about clinical facilities, community learning resources, hostel facility and campus amenities with sports facilities etc on various aspects of infrastructure.

After student-faculty discussion In-Charge Director, discussed with teaching faculty for further improvement.

#### **B. Departmental teaching learning experience**

Feedback given by the students about a subject / departments and feedback score was 3.20 and above except subject of second year B. Sc in Human Biochemistry A and B In reference with the same In-Charge Director, discussed with respective teachers of various subject about low score and how it can be enhance and what are the problems students are facing and how it can be solved.

#### **C. Feedback from out-going students on academic, facilities, support & services.**

Overall response of outgoing students on academic facilities, support and services was 4 and above.

Respective students were called for discussion and to give their suggestion. As per the discussion respective teacher called and counseled by the Incharge Director, CBT.

#### **D. Feedback on faculty members.**

Faculty feedback given by the students about discussed with each faculty members. Almost all the faculty members feedback score was 4 and above. Very few faculty members were having feedback score below four.

The faculty member who are having good feedback score were congratulated and appreciated by the Incharge Director, Centre for Biotechnology with letter of appreciation. Those faculty having feedback score were counseled by the Incharge Director, CBT.



The faculties with low feedback score were confirmed that they will make improvement in suggested area and enrich their teaching.

**6. Recommendation to be submitted to stakeholders- Nil**

Sign of Feedback Secretary

Centre for Biotechnology

Sign of I/C Director

Centre for Biotechnology



# Pravara Institute of Medical Sciences Deemed to be University



## School of Public Health & Social Medicine

Loni Bk, Tal. Rahata, Dist. Ahmednagar

Key indicator 1.4: Feedback system

Consolidated feedback report Academic year 2019-2020



**PRAVARA INSTITUTE OF MEDICAL SCIENCES, DEEMED TO BE UNIVERSITY**

**Centre for Social Medicine**

**Feedback From Teachers/Faculty of CSM**

**Background-**

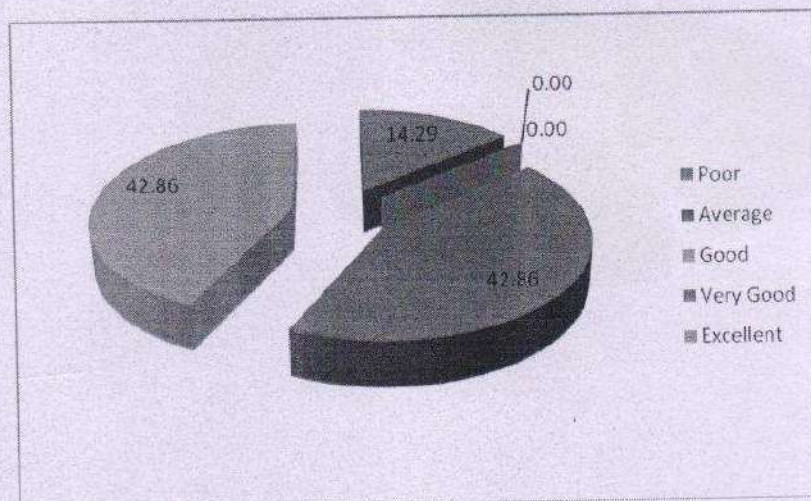
The feedback from the faculty of Centre for Social Medicine was obtained using a Google form during 20.01.2020 to 25.01.2020. The feedback was conducted under the Feedback cell under two major categories i.e. Feedback on Academics, facilities, support and services and Feedback on curriculum - Syllabus and Co-curricular Aspects. Online google form was designed with 20 questions and following instructions.

**Note:-**


1. Each Question Will Carry 5 options on Likert scale viz. Poor, average, good, very good and excellent carrying 1, 2, 3, 4 & 5 Respectively.
2. An Additional Open Box Of Opinion/Suggestion Will Be Placed At The End.
3. Overall feedback given Will Be Assessed by Taking Averages.

**A) Feedback on Academics, facilities, support and services**


**1. Campus stay, ambience and basic amenities**



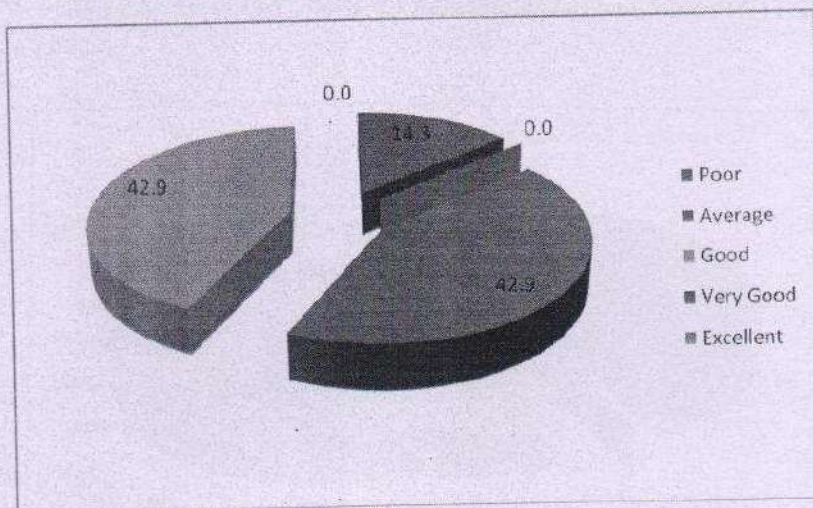
## 2. Avenues for academic and personal growth




## 3. Working atmosphere/academic ambience



#### 4. Opportunities for enhancement of K/S/C/A through CMEs

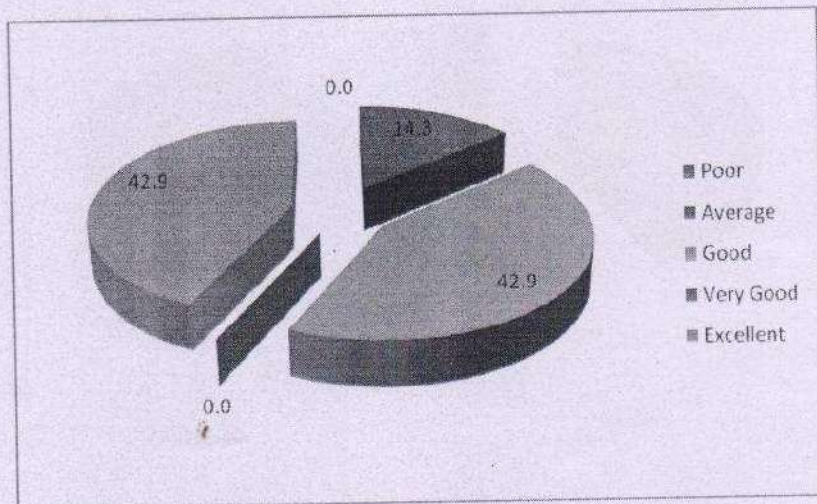


#### 5. Educational resources and infrastructure






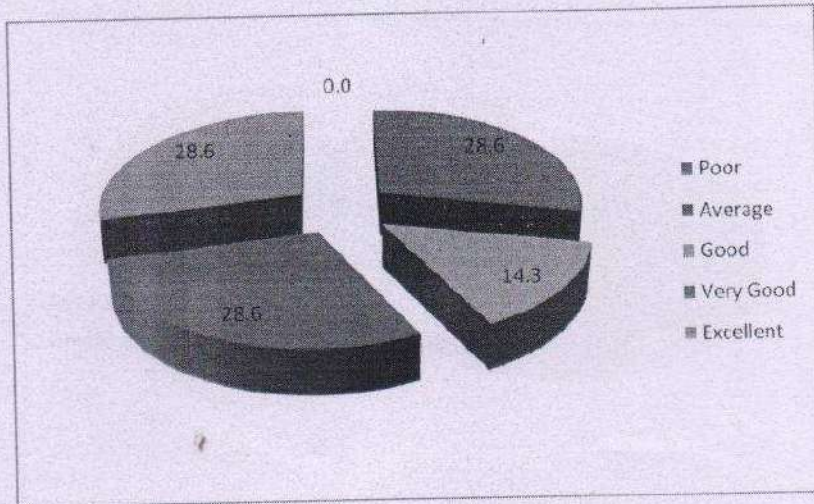
6. FDP/FIP/Professional development of teachers



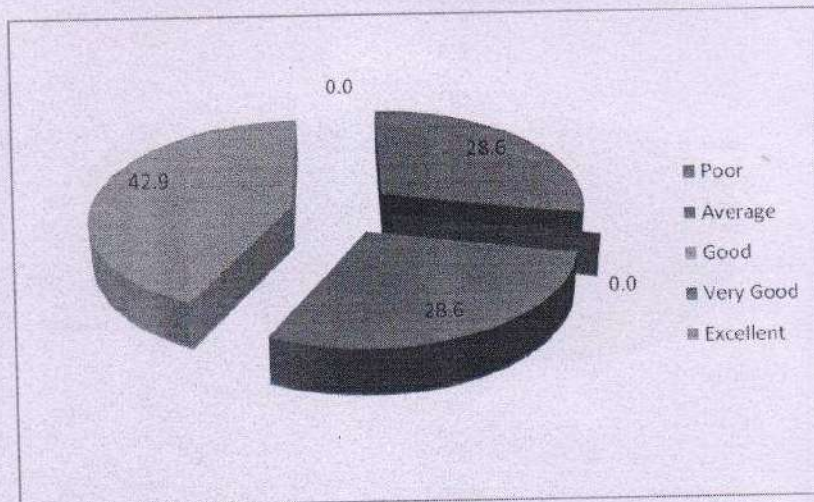
7. Research facilities and promotion of research



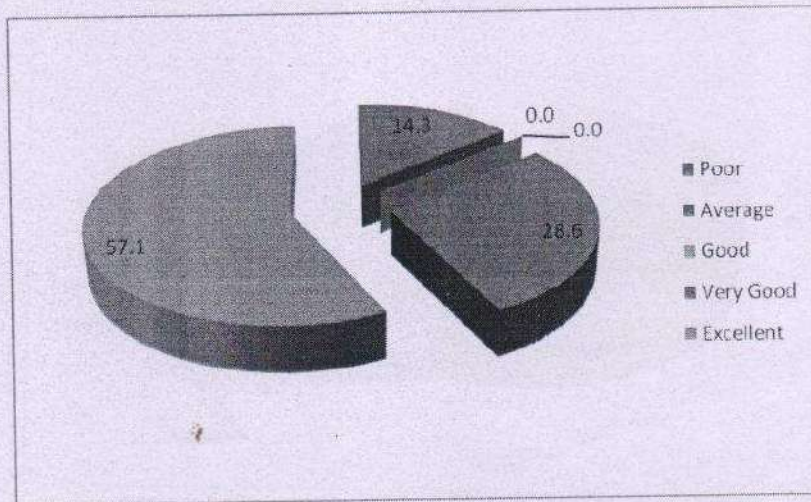
### 8. Research incentives and assistance



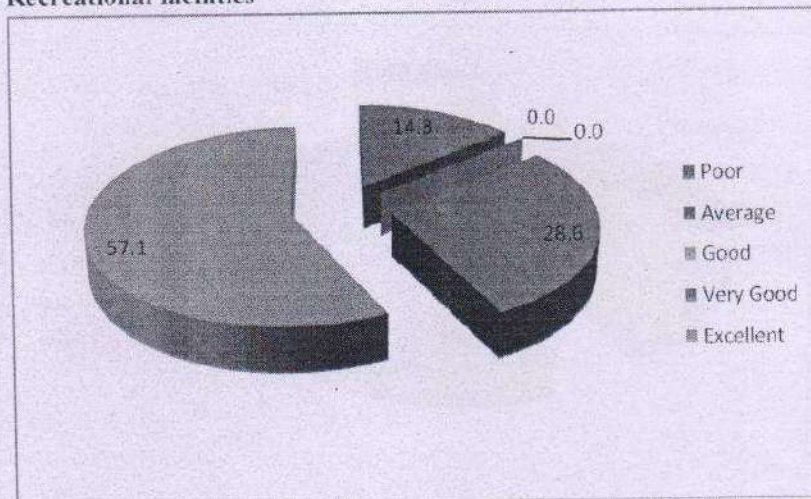
### 9. OOD/Provision of deputation to participate in S/S/C/W



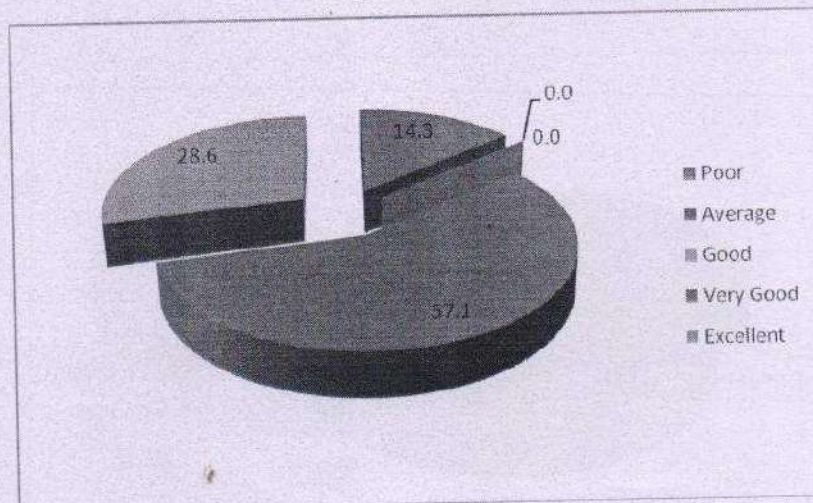
### 10. Opportunities in governance of College and PIMS-DU



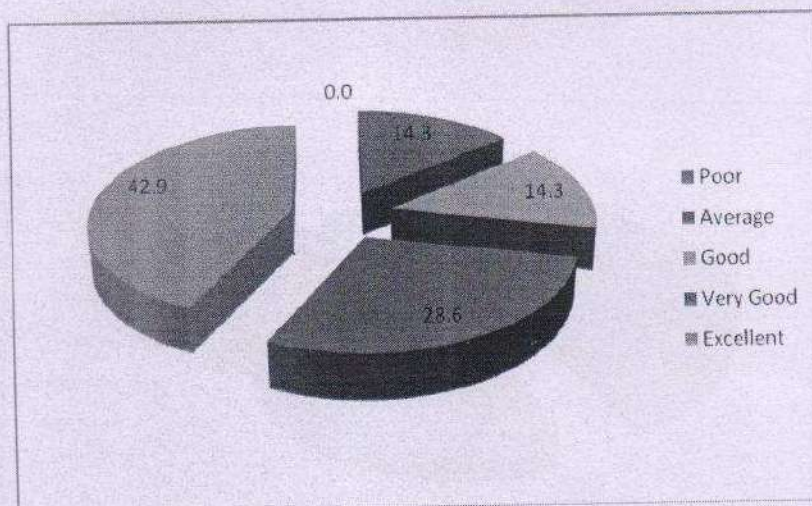
### 11. Recreational facilities



### 12. Medical facilities/ Welfare measures

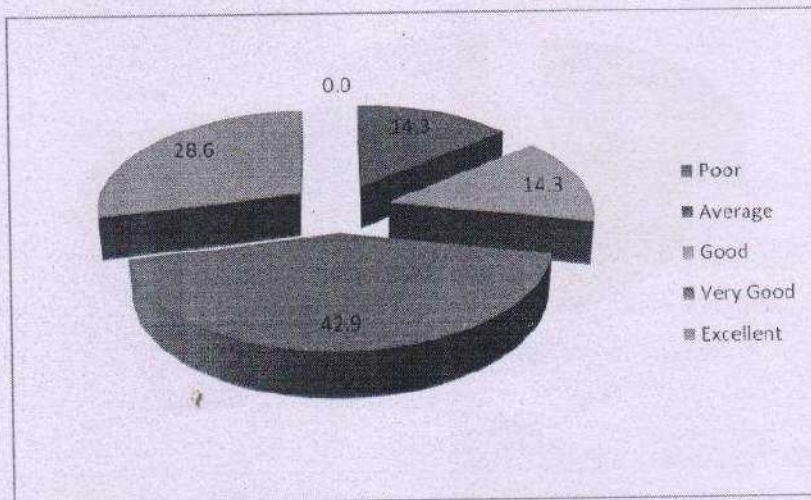


### 13. Quality of technical/paramedical/Nursing support staff

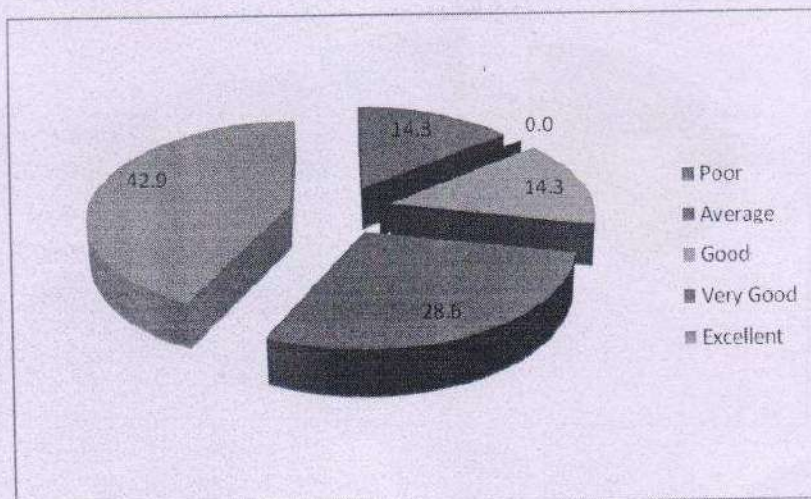


## B. Feedback on curriculum - Syllabus and Co-curricular Aspects

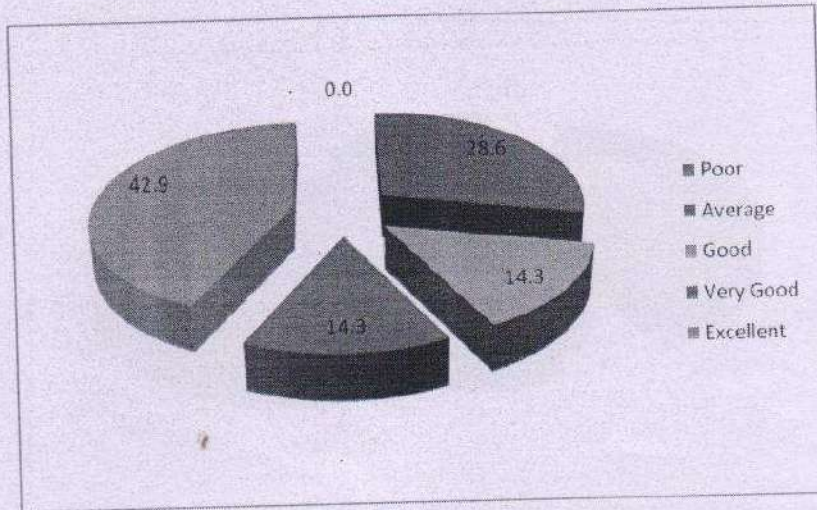
### 1. Relevance of curriculum /syllabus



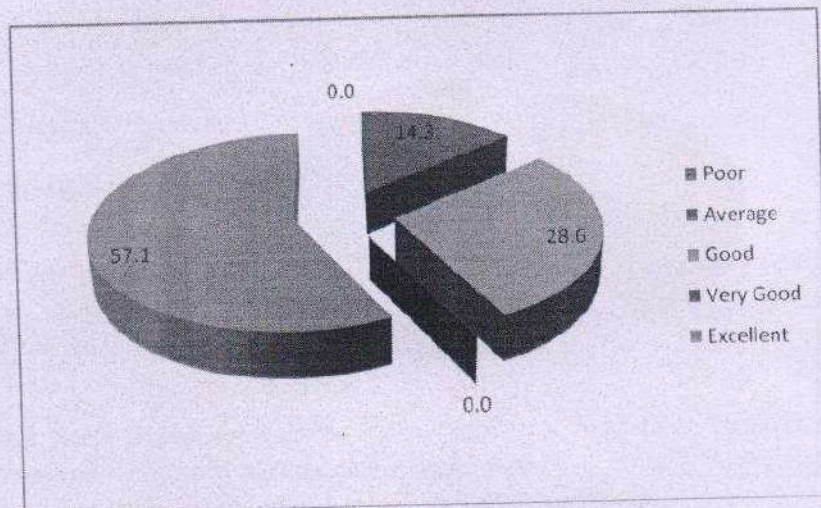
### 2. Curricular planning, design and development, transaction and delivery in their academic programmes



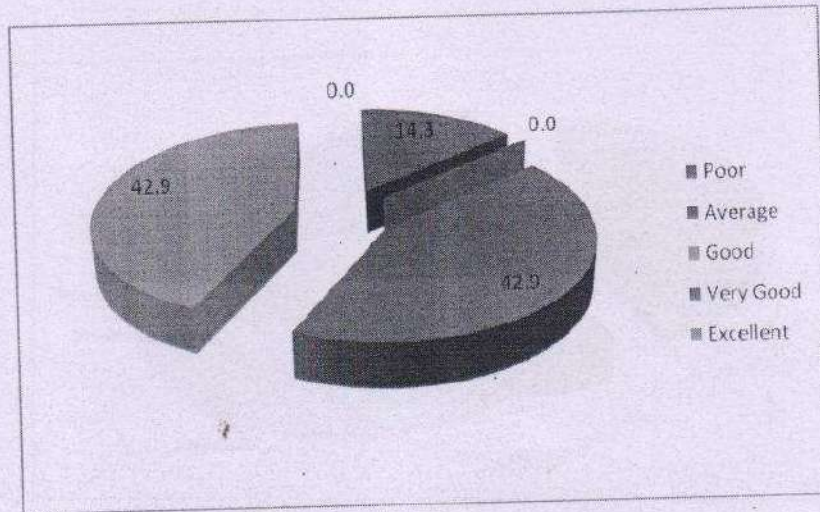
3. Curricular focus on knowledge, skills, competence, attitude, communication skills, employability and entrepreneurship




4. Curricular enrichment through value added programmes/training/workshops to enhance skills, competence and professionalization




5. Orientation towards syllabus/curriculum(content/delivery/transaction/valuation) through foundation/induction/orientation programmes



6. Coverage of relevant and important topics like environment, climate change, demography, health determinants, human rights, values and ethics in the curriculum




7. Scope for Co-curricular activities and beyond curriculum scholarly activities/transaction like guest lecture/seminar/assignment/research/group discussion/field

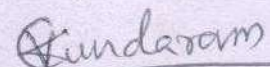


**Suggestions/recommendations on curricular aspects/syllabus**

- Incorporate more educational /exposure visits
- More teaching hours for social and behavioral sciences
- Need to improve recreational facilities in the campus
- Bio ethics can be added
- Excellent Outreach and ground level work.
- More hands on training

**Final Note-** Overall feedback on various aspects of Academics, facilities, support and services and Feedback on curriculum - Syllabus and Co-curricular Aspects good. Most of the teachers have given feedback from Excellent to Very good.

  
Dr. Sunil Thitani 30.01.2020  
Member, Feedback Committee

  
Prof. K.V. Somasundaram 30/01/2020  
Director, CSM