



PRAVARA INSTITUTE OF MEDICAL SCIENCES (PIMS)

Loni, Ahmednagar, Maharashtra

- Publication Analysis Report -

(2003-2015, 2011-2015 & 2003-2010)

28 Feb 2017

PRAVARA INSTITUTE OF MEDICAL SCIENCES (PIMS)

(Estd. u/s 3 of the UGC Act. 1956)

Loni, Ahmednagar, Maharashtra.



TABLE OF CONTENTS

EXECUTIVE SUMMARY	4
1. Publication and Citation Trend Analysis	8
1.1 Journal Publications and Journals across Databases	8
1.2 Journal Publications across Years	9
1.3 Journals across Years	10
1.4 Databases spread across Years.....	11
1.5 Citation Trend Analysis across Years	14
2. Indexing Analysis - Journal Publications (SCOPUS, WOS, PUBMED, GS & ICI).....	17
2.1 Comparative Studies on Indexed Database.....	17
Summary of Publication Trends in Indexed Databases.....	19
2.2 Total Publications Vs Indexed Publications Trend (2003-2015)	20
2.3 Percentage of Indexed Publications (2003-2015)	21
2.4 Ratio of Non-Indexed Publications Vs Indexed Publications (2003-2015)	21
2.5 Total Publications Vs Indexed Publications Trend (2011-2015)	22
2.6 Percentage of Indexed Publications (2011-2015)	22
2.7 Ratio of Non-Indexed Publications Vs Indexed Publications (2011-2015)	23
2.8 Total Publications Vs Indexed Publications Trend (2003-2010)	23
2.9 Percentage of Indexed Publications (2003-2010)	24
2.10 Ratio of Non-Indexed Publications Vs Indexed Publications (2003-2010)	24
3. Department Analysis (2003-2015)	26
3.1 Journal Publications by Department	26
3.2 Number of Journal Publications by Department (Across Databases)	28
4. Institutional Analysis (2003-2015)	30
4.1 Overall - PIMS University	30
4.2 Rural Medical College - Department Spread	31
4.3 Rural Dental College - Department Spread	32
4.4 College of Physiotherapy - Department Spread	33
4.5 Other Colleges	33
5. Published Journals (2003-2015).....	35
5.1 Leading Journals in Journal Publications	35



5.2 Average Impact Factor - IF (2003-2015)	35
5.3 Scopus Journals Quality Metrics.....	36
5.3.1 Leading Journals by SNIP (Scopus)	36
5.3.2 Leading Journals by SJR (Scopus)	36
5.4 WOS Journals Quality Metrics	37
5.4.1 Leading Journals by Impact Factor IF (WOS).....	37
5.4.2 Leading Journals by Immediacy Index (WOS)	37
5.4.3 Leading Journals by Cited Half-Life (WOS).....	38
6. Publication Analysis - International Vs National.....	40
6.1 International Vs National in Journal Publications.....	40
6.2 International Vs National in Journals.....	40
6.3 International Vs National Journal Publications across Years.....	41
6.4 International Vs National Journals across Years.....	42
7. h-index Analysis	45
7.1 University h-index (Scopus)	46
7.2 University h-index (WOS)	47
7.3 University h-index (Google Scholar)	48
8. Factor Index	50
8.1 Publication Summary (2003-2015)	50
8.2 Research Focus-Publication – Scopus/PubMed Indexed (2003-2015).....	51
8.3 Year Wise Research Focus-Publications with Impact Factor (2003-2015)	52
8.4 Publication Summary (2011-2015)	53
8.5 Research Focus-Publication – Scopus/PubMed Indexed (2011-2015).....	53
8.6 Year Wise Research Focus-Publications with Impact Factor (2011-2015)	54
8.7 Publication Summary (2003-2010)	54
8.8 Research Focus-Publication – Scopus/PubMed Indexed (2003-2010).....	55
8.9 Year Wise Research Focus-Publications with Impact Factor (2003-2010)	55
9. Combined Metric	58
9.1 Combined Metric for Publications (PU) - [2.a]	58
9.2 Combined Metric for Citations (CI) - [2.b]	59
10. Top 25 Publications.....	62
Annexure.....	66
Glossary of Terminologies.....	66



EXECUTIVE SUMMARY

This report summarizes the research activity in terms of Journal publications by Pravara Institute of Medical Sciences (PIMS) University for the year 2003-2015 which is presented in three sections as 2003-2015, 2011-2015 and 2003-2010. The report analyzes the research Journal publications of PIMS as listed in the below leading databases.

SCOPUS	WEB OF SCIENCE (WOS)	GOOGLE SCHOLAR (GS)	PUBMED	INDIAN CITATION INDEX (ICI)
--------	----------------------	---------------------	--------	-----------------------------

Publication analysis on PIMS Journal publications, aims to identify the value of PIMS by representing the following:

- PUBLICATION TREND ANALYSIS
- CITATION TREND ANALYSIS
- SOURCE-NORMALIZED IMPACT PER PAPER (SNIP)
- SCIMAGO JOURNAL (SJR)
- IMPACT FACTOR (IF)
- IMMEDIACY INDEX (II)
- CITED HALF LIFE (CHL)
- H-INDEX (h-I)
- FACTOR INDEX
- COMBINED METRIC

This analysis is followed up with a detailed listing of all Pravara Institute of Medical Sciences (PIMS) university Journal publications for the given period

The annexure gives a glossary of terminologies used and a list of acronyms used in this report.



The following processes are adopted for this 'Publication Analysis' for identifying the publications (Journal publications) affiliated to PIMS University:

A. DATA CLEANING FROM THE GIVEN INPUT

- The given list of Journal publications from PIMS University are referred as "INPUT PUBLICATIONS"
- Mark the segregated publications as International and National publications
- Missing information in bibliographic details of the given input publications are identified from the available open source information
- The given publications from PIMS university are cleaned with the above discussed process and are presented separately in a excel spreadsheet which is referred as "INPUT PUBLICATIONS"

B. DATA EXTRACTION FROM INDEXED DATABASES (SCOPUS, WOS, PUBMED, SCHOLAR & ICI)

- The search strategies are formulated to cover all the keywords referring to the given affiliated college names and executed in the indexed databases such as SCOPUS, WOS, PUBMED, GOOGLE SCHOLAR, and INDIAN CITATION INDEX (ICI)
- The publications resulted from each indexed databases are verified for correct affiliation (PIMS in this case) and consolidate all the publications in excel spreadsheet
- The duplicates are removed from the consolidated excel spreadsheet (i.e. as one publication can be indexed in more than one database, more than one publications will be there in the consolidated excel spreadsheet. Hence, these duplicates have to be removed)



C. MAPPING PUBLICATIONS ACROSS INDEXED DATABASES

- During the process of removing the duplicates, map the publications with corresponding indexed databases (i.e. from which indexed database the publication is identified. As one publication can be published in many indexed database, more than one indexed databases can be mapped for single publication)
- The duplicate removed and mapped publications are presented in separately a excel spreadsheet which is referred as “INDEXED PUBLICATIONS”

D. CONSOLIDATING INDEXED PUBLICATIONS WITH GIVEN INPUT

- The “INDEXED PUBLICATIONS” spreadsheet and “INPUT PUBLICATIONS” spreadsheet are combined/ consolidated, duplicate removed and map the Input publications with Indexed publications.
- Once the mapping process is completed, the publications that are not mapped with the indexed publications are marked as “NON-INDEXED PUBLICATIONS”

E. DATA ANALYTICS, STATISTICAL ANALYSIS & CHARTS

- Appropriate data analytics are conducted for both indexed and non-indexed publications and representing the statistical data in charts and tables
- The data analytics includes publication spread across years/database, journal spread across years/database, citation trend analysis, indexed publication analysis, percentage/ratio analysis, journal quality metrics, department analysis, institutional analysis and the like
- Calculating the h-index for the publications indexed in Scopus, Web-Of-Science (WOS) and Google Scholar databases

F. REPORT

- The deliverable includes the analysis discussed above (in step E) and presented in the report (preferably in MS Word.docx) in the form of charts and tables
- A list of all publications affiliated to PIMS University with bibliographic details are presented in a report (preferably in MS Excel.xlsx)



SECTION 1

JOURNAL PUBLICATION TREND ANALYSIS

(2003-2015, 2011-2015 & 2003-2010)



1. Publication and Citation Trend Analysis

1.1 Journal Publications and Journals across Databases

The table below represents number of Journal Publications in each database.

Description	No of Journal Publications (2003-2015)	No of Journal Publications (2011-2015)	No of Journal Publications (2003-2010)
Input	1,147	715	432
Scopus	516	386	130
WOS	136	97	40
PUBMED	404	298	106
Google Scholar	1,515	1,231	284
Indian Citation Index (ICI)	220	220	-
Total	1,985	1,413	572

The table below represents number of unique Journals in each database.

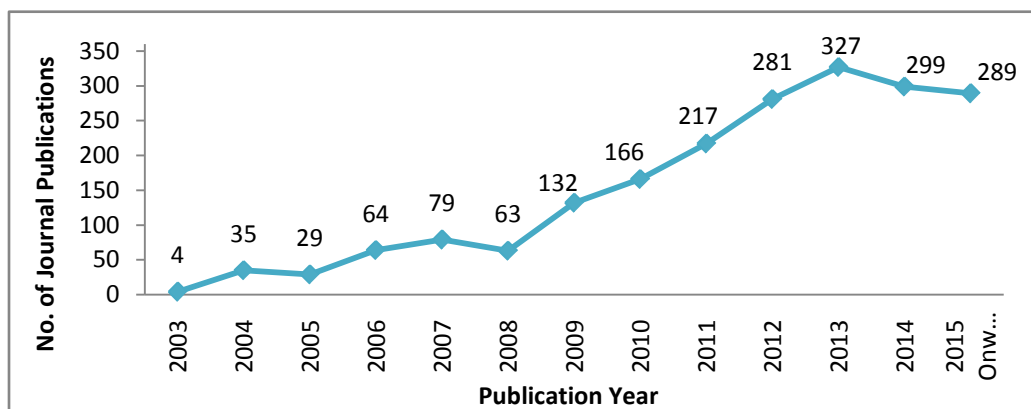
Description	No of Journal (2003-2015)	No of Journals (2011-2015)	No of Journals (2003-2010)
Input	398	273	164
Scopus	172	125	72
WOS	74	54	28
PUBMED	175	131	72
Google Scholar	442	370	122
Indian Citation Index (ICI)	66	66	-
Total	555	418	207

Note: For the database Indian Citation Index (ICI), the search is conducted only for the period 2012 to 2015. The search on journal publications before 2012 (2003-2011) is not conducted.

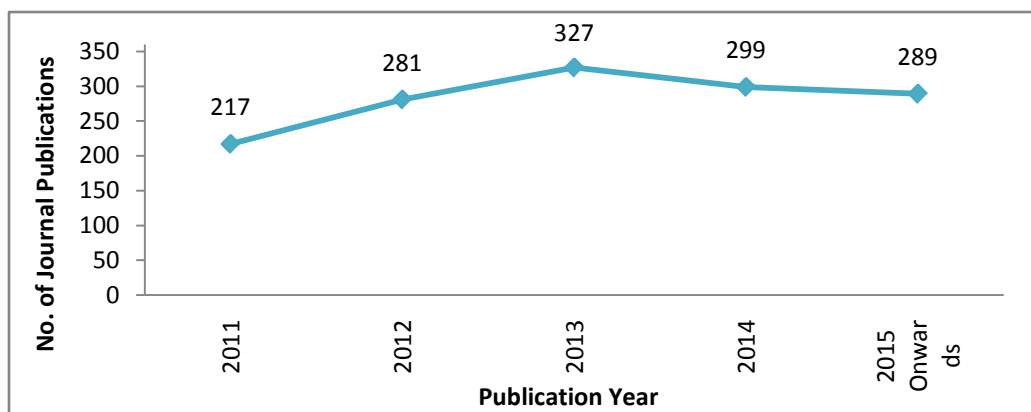


1.2 Journal Publications across Years

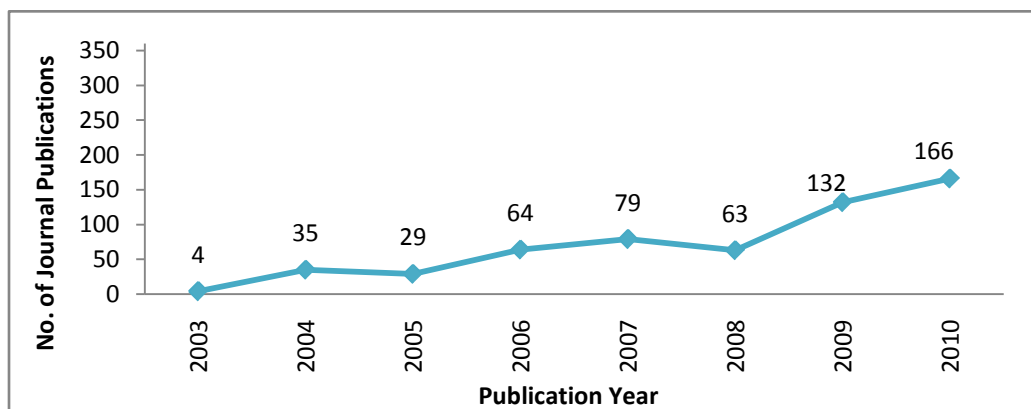
The chart below represents number of Journal Publications in each year (2003-2015)



The chart below represents number of Journal Publications in each year (2011-2015)



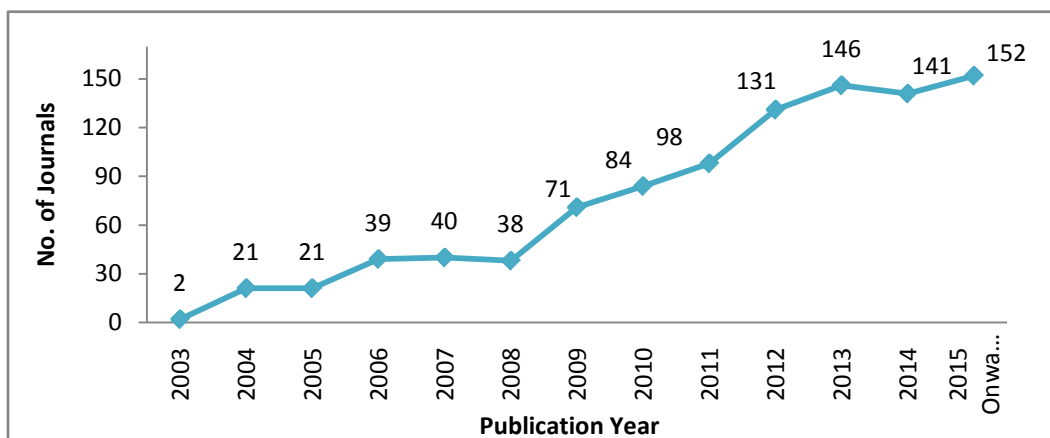
The chart below represents number of Journal Publications in each year (2003-2010)



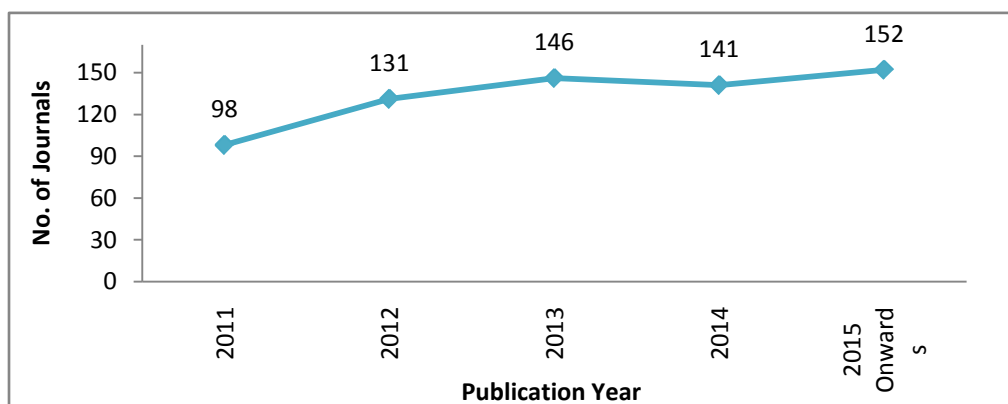


1.3 Journals across Years

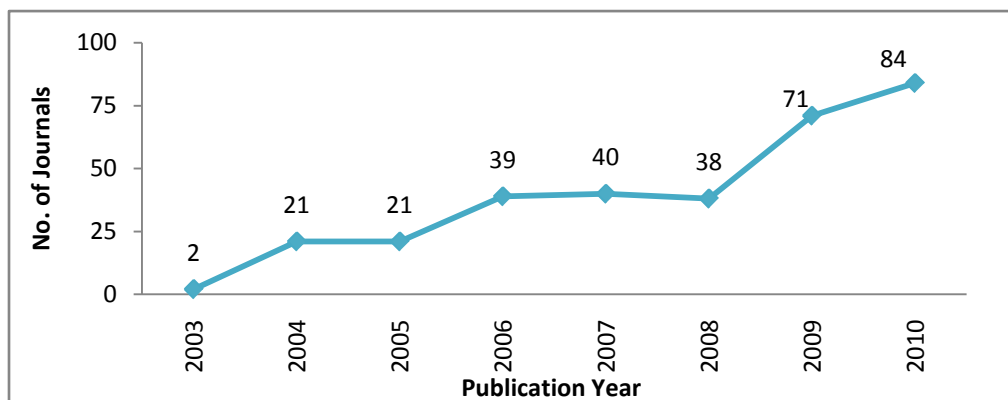
The chart below represents number of Journals in each year (2003-2015)



The chart below represents number of Journals in each year (2011-2015)



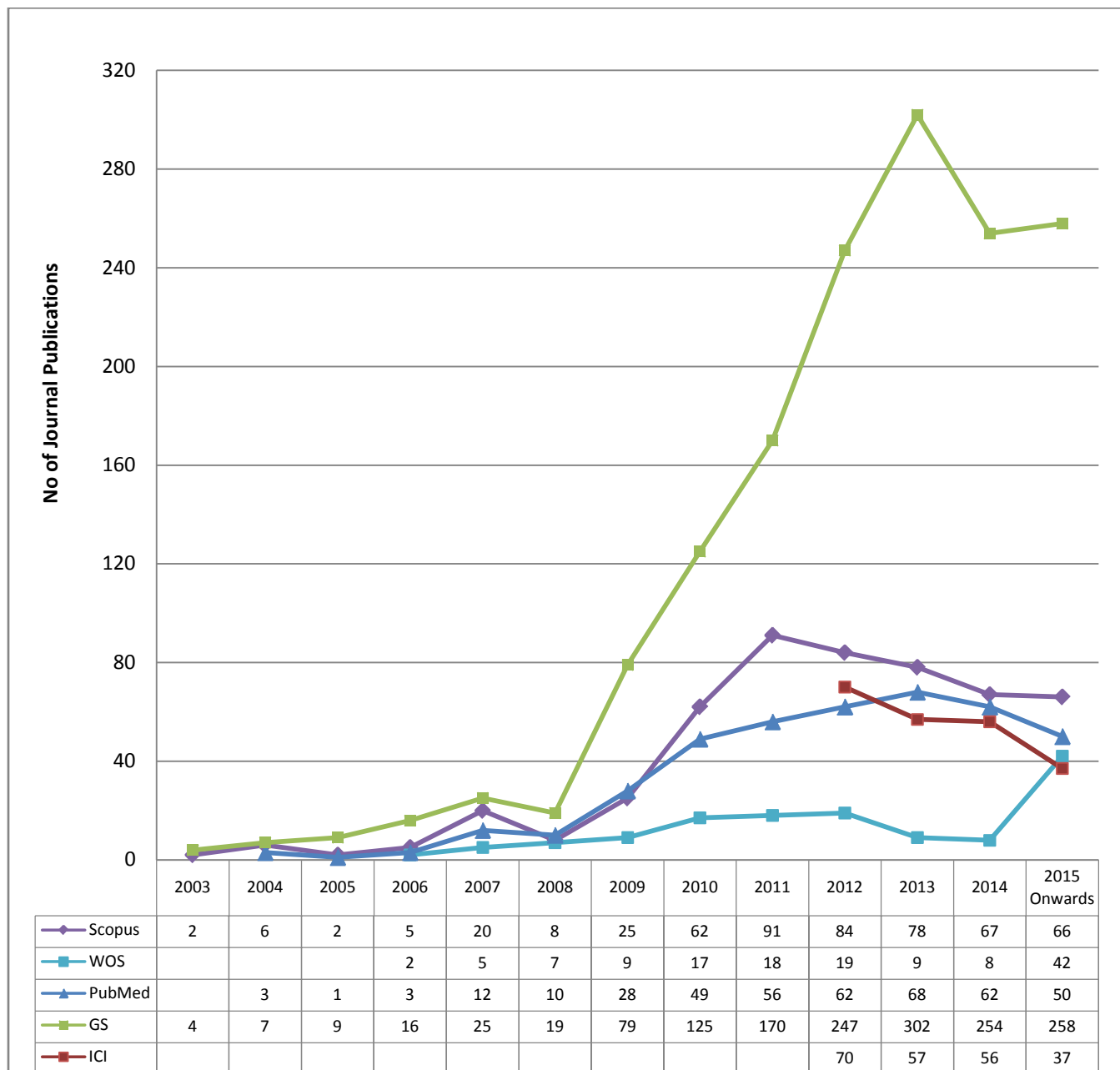
The chart below represents number of Journals in each year (2003-2010)





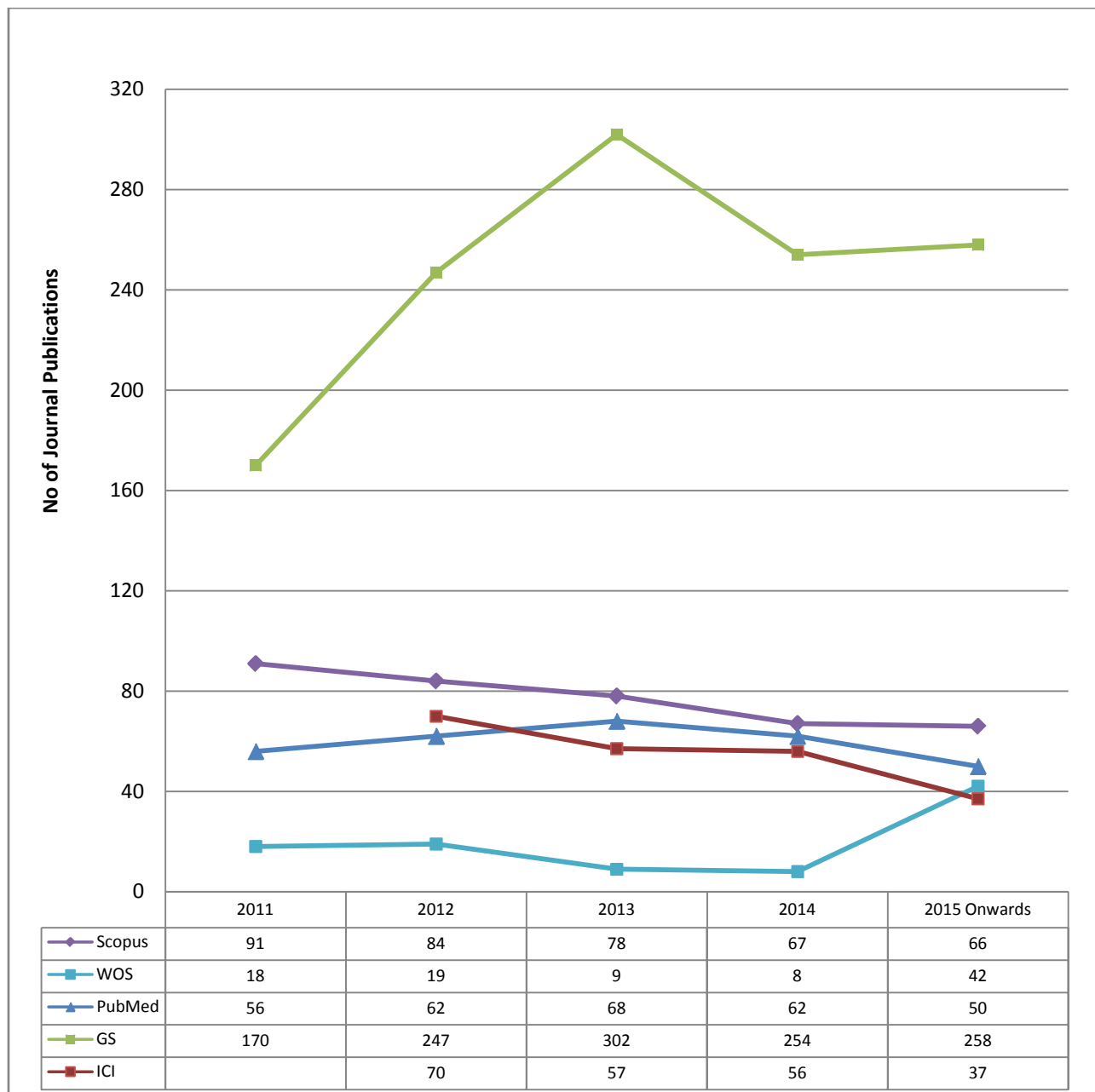
1.4 Databases spread across Years

The figure below depicts the Journal publication trend of articles in each of the databases across the years (2003-2015).



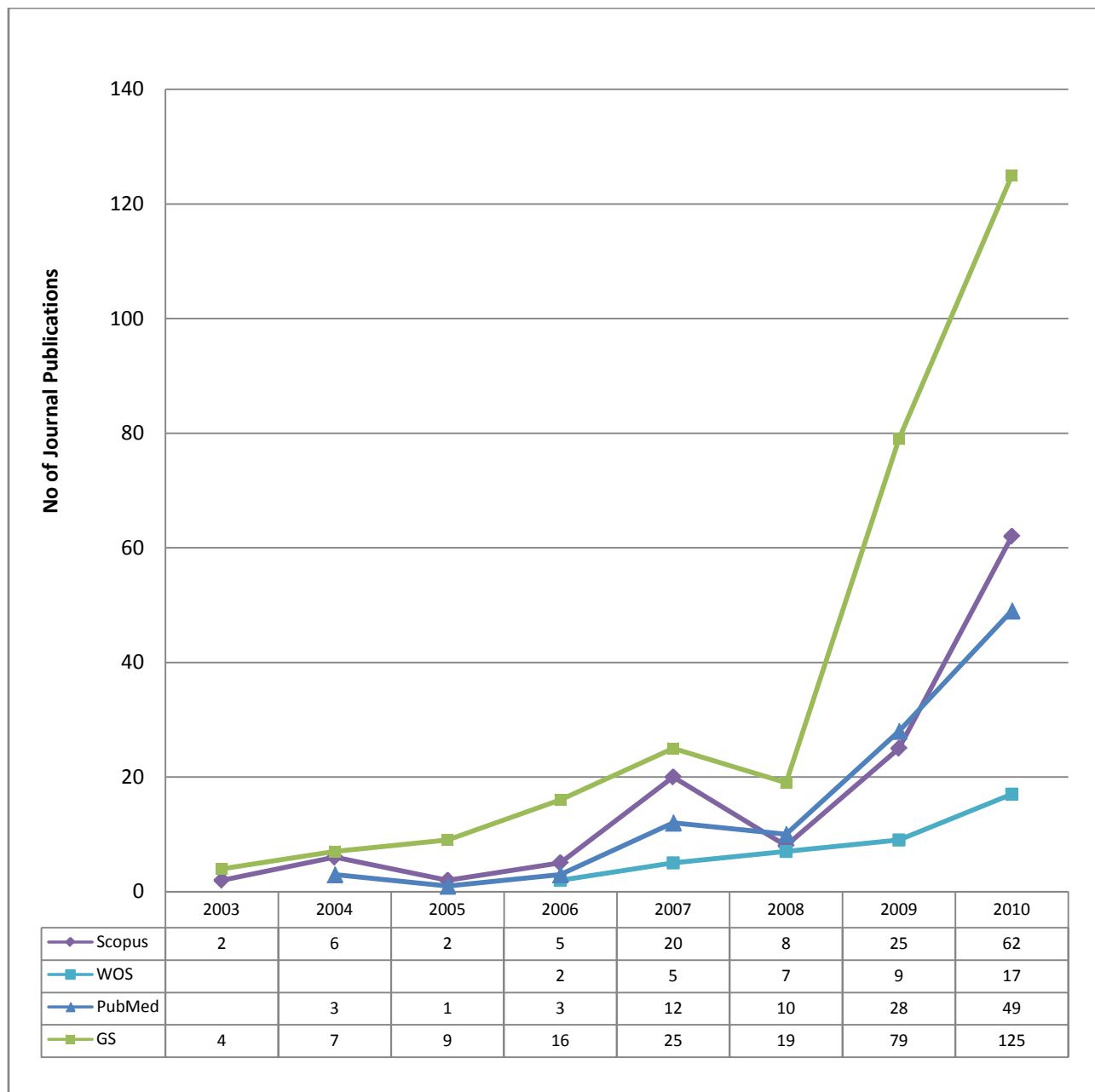


The figure below depicts the Journal publication trend of articles in each of the databases across the years (2011-2015).





The figure below depicts the Journal publication trend of articles in each of the databases across the years (2003-2010).

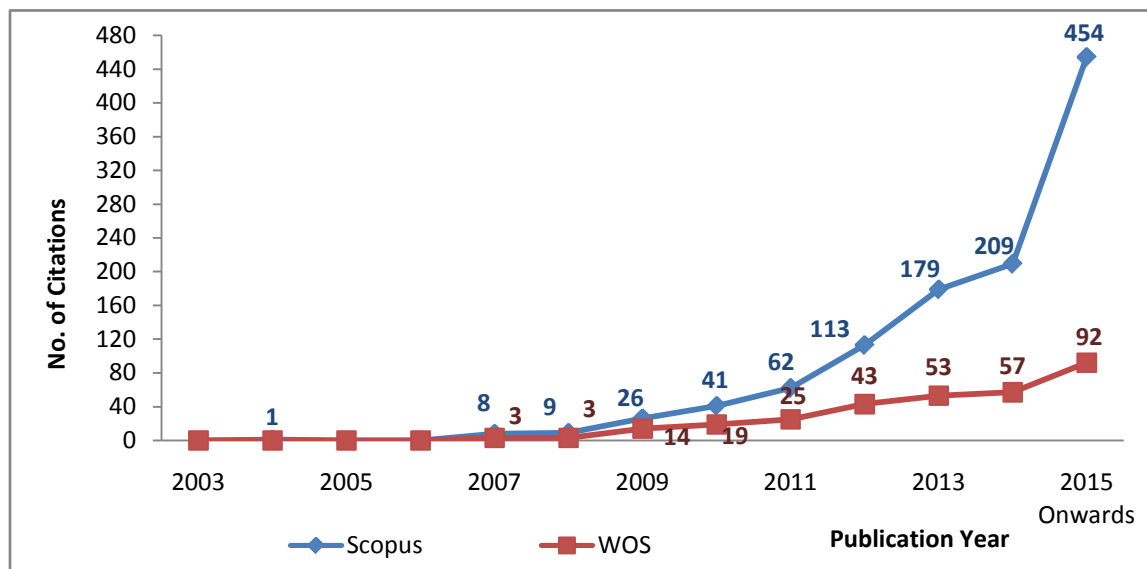




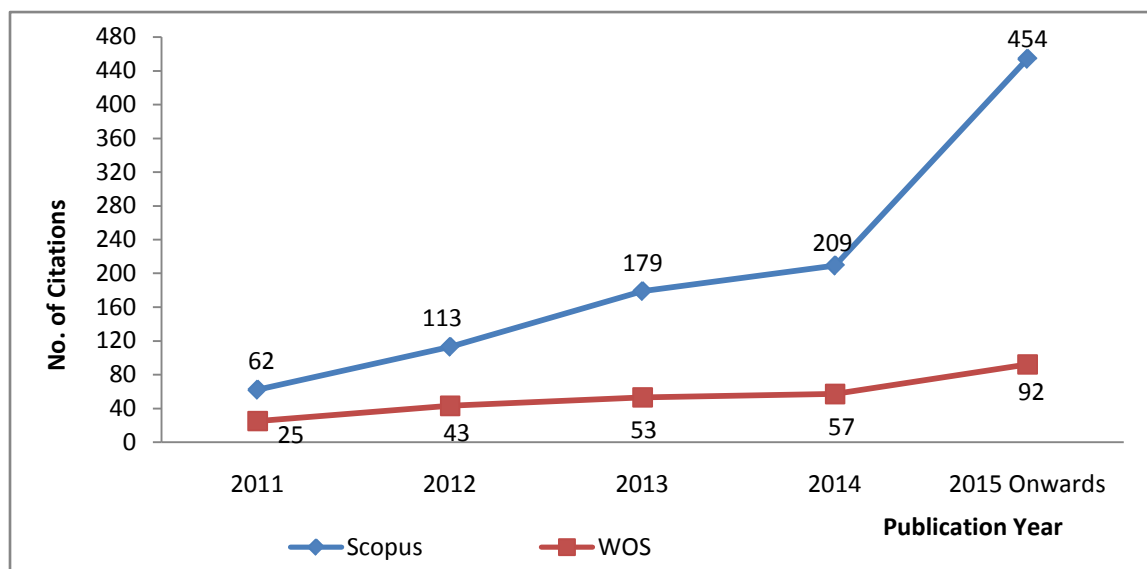
1.5 Citation Trend Analysis across Years

The trend line below shows the number of citations received by PIMS Journal publications across the years in Scopus and WOS databases.

The chart below represents number of Citations in each year (2003-2015)

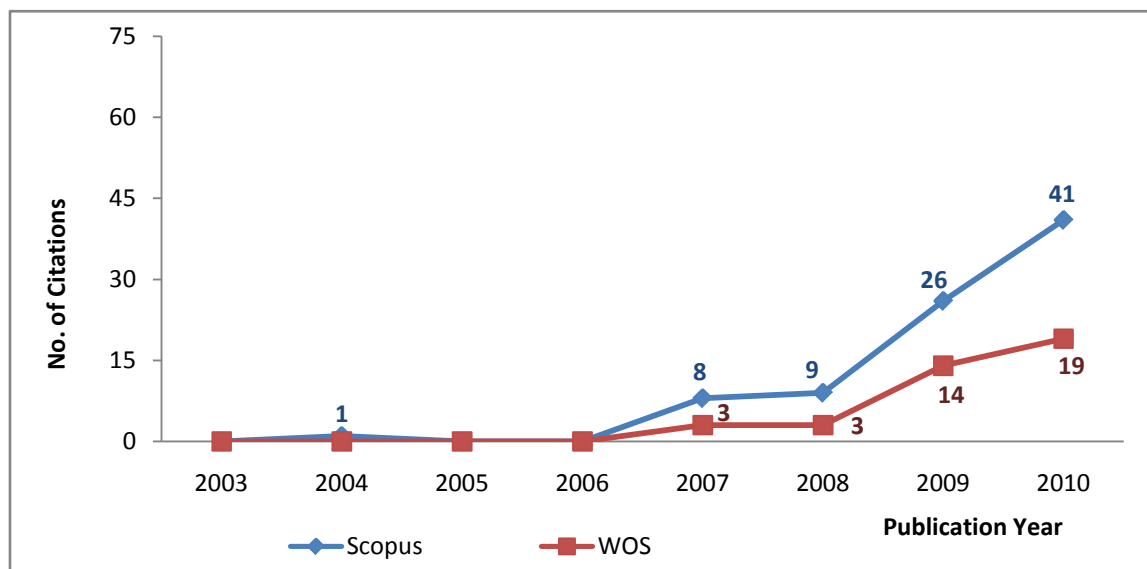


The chart below represents number of Citations in each year (2011-2015)





The chart below represents number of Citations in each year (2003-2010)





SECTION 2

INDEXING ANALYSIS

(2003-2015, 2011-2015 & 2003-2010)



2. Indexing Analysis - Journal Publications (SCOPUS, WOS, PUBMED, GS & ICI)

2.1 Comparative Studies on Indexed Database

The number of publications compared across leading database shows the weightage of publications affiliated to Pravara Institute of Medical Sciences (PIMS).

Number of publications that are tagged in any one database

ANY ONE INDEXED DATABASE			
DATABASE	2003-2015	2011-2015	2003-2010
SCOPUS	516	386	130
WEB OF SCIENCE (WOS)	136	96	40
PUBMED	404	298	106
GOOGLE SCHOLAR (GS)	1,515	1,231	284
INDIAN CITATION INDEX (ICI)	220	220	-

Number of publications that are tagged in any two databases

ANY TWO INDEXED DATABASE			
DATABASE	2003-2015	2011-2015	2003-2010
SCOPUS + WOS	99	63	36
SCOPUS + PUBMED	260	185	75
SCOPUS + GS	466	360	106
SCOPUS + ICI	126	126	0
WOS + PUBMED	92	58	34
WOS + GS	124	90	34
WOS + ICI	13	13	0
PUBMED + GS	392	291	101
PUBMED + ICI	86	86	0
GS + ICI	207	207	0



Number of publications that are tagged in any three databases

ANY THREE INDEXED DATABASE							
DATABASE				2003-2015	2011-2015	2003-2010	
SCOPUS	+	WOS	+	PUBMED	86	53	33
SCOPUS	+	WOS	+	GS	96	62	34
SCOPUS	+	WOS	+	ICI	13	13	0
SCOPUS	+	PUBMED	+	GS	254	183	71
SCOPUS	+	PUBMED	+	ICI	56	56	0
SCOPUS	+	GS	+	ICI	115	115	0
WOS	+	PUBMED	+	GS	92	59	33
WOS	+	PUBMED	+	ICI	10	10	0
WOS	+	GS	+	ICI	13	13	0
PUBMED	+	GS	+	ICI	86	86	0

Number of publications that are tagged in any four databases

ANY FOUR INDEXED DATABASE									
DATABASE				2003-2015	2011-2015	2003-2010			
SCOPUS	+	WOS	+	PUBMED	+	GS	86	53	33
SCOPUS	+	WOS	+	PUBMED	+	ICI	10	10	0
SCOPUS	+	WOS	+	GS	+	ICI	13	13	0
SCOPUS	+	PUBMED	+	GS	+	ICI	56	56	0
WOS	+	PUBMED	+	GS	+	ICI	10	10	0

Number of publications that are tagged in all five databases

ALL FIVE INDEXED DATABASE											
DATABASE				2003-2015	2011-2015	2003-2010					
SCOPUS	+	WOS	+	PUBMED	+	GS	+	ICI	10	10	0



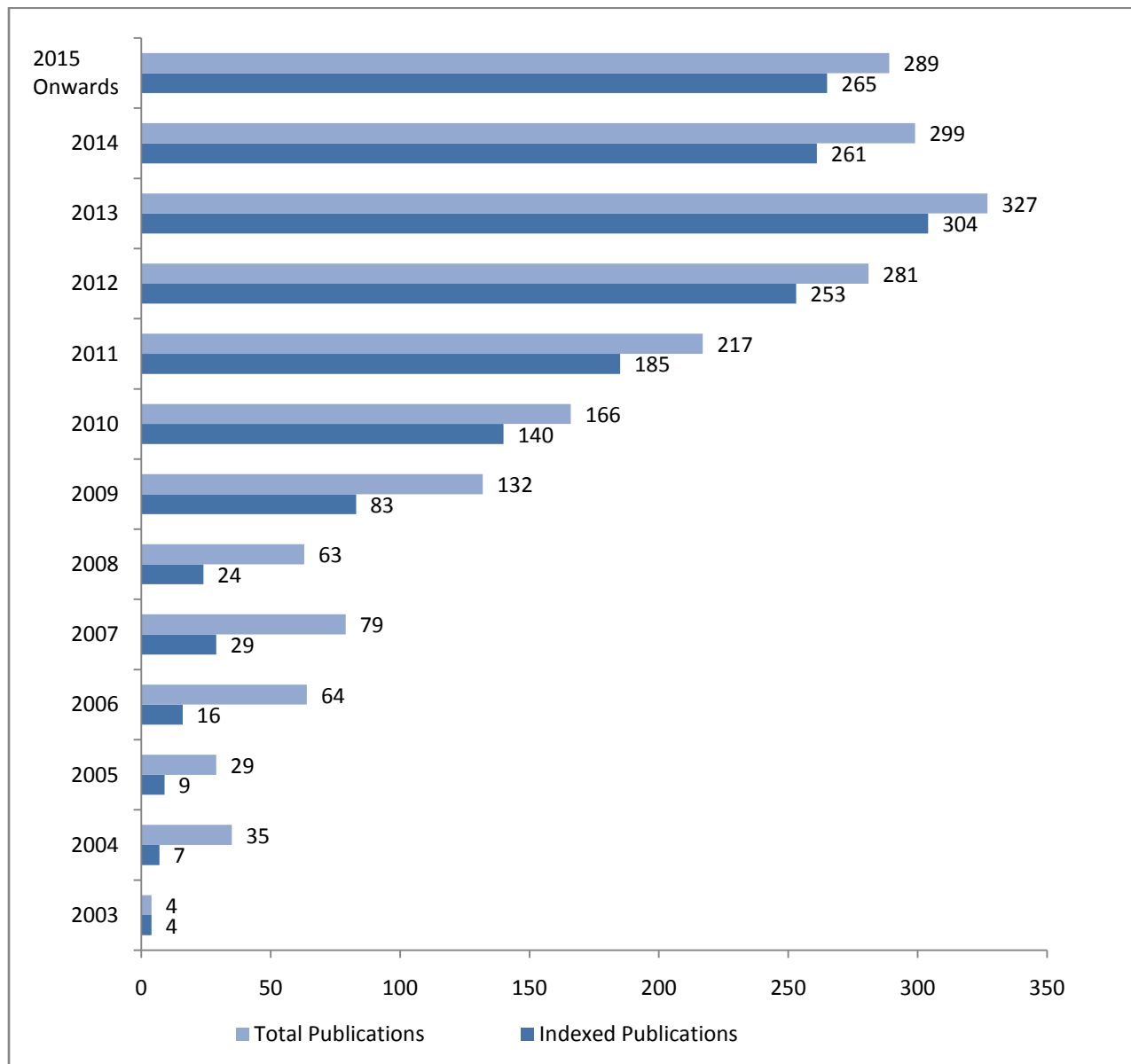
Summary of Publication Trends in Indexed Databases

PIMS University Publications Trend for Indexed Databases	
Published in Any One Indexed Databases	1,580
Published in Any Two Indexed Databases	516
Published in Any Three Indexed Databases	353
Published in Any Four Indexed Databases	135
Published in All Five Indexed Databases	10



2.2 Total Publications Vs Indexed Publications Trend (2003-2015)

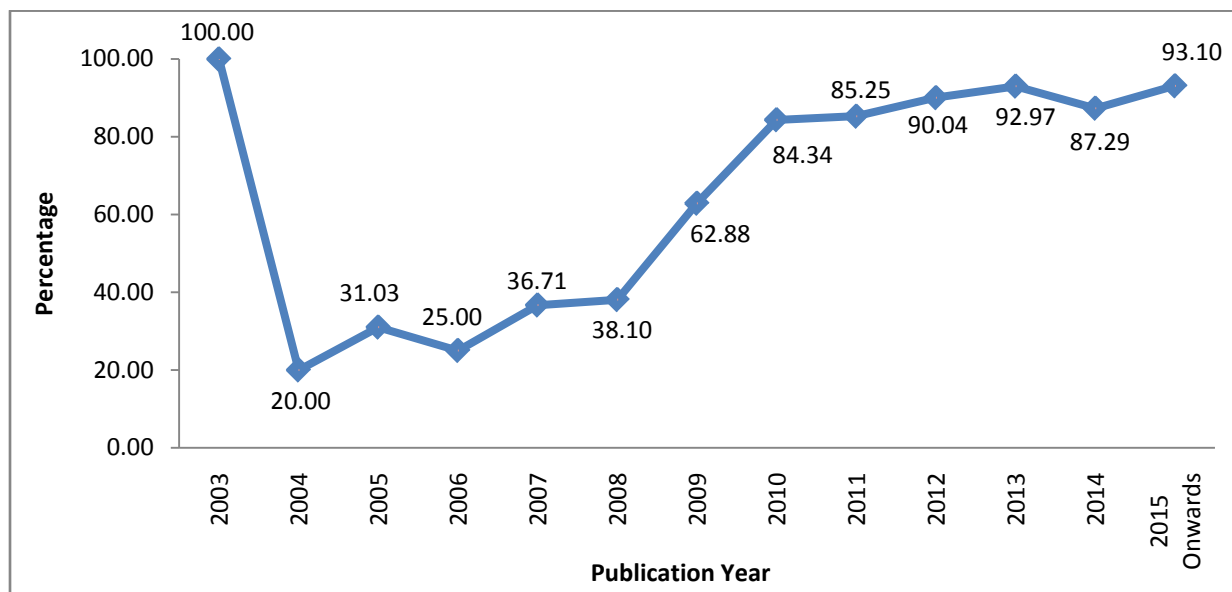
Indexed Publications are Publications identified by at least any one of the following database like Scopus, WOS, PUBMED, Google Scholar and Indian Citation Index. The graphical representation below shows the year wise distribution of indexed publications out of the total publication of Pravara Institute of Medical Sciences (PIMS).





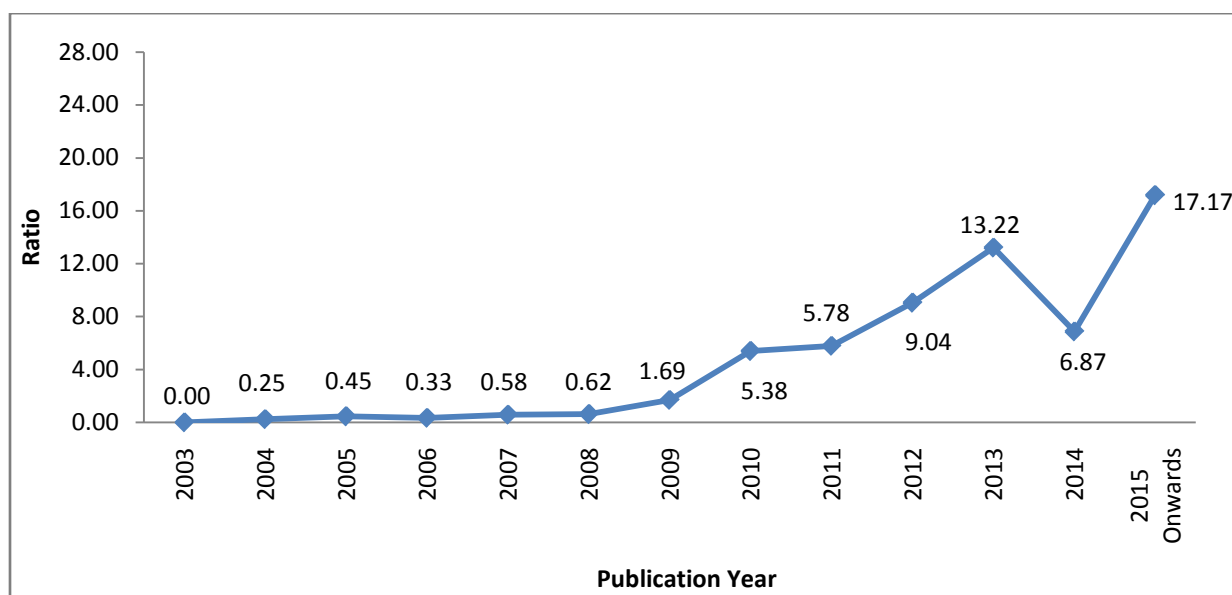
2.3 Percentage of Indexed Publications (2003-2015)

The trend lines shows percentage of the indexed Journal publications.



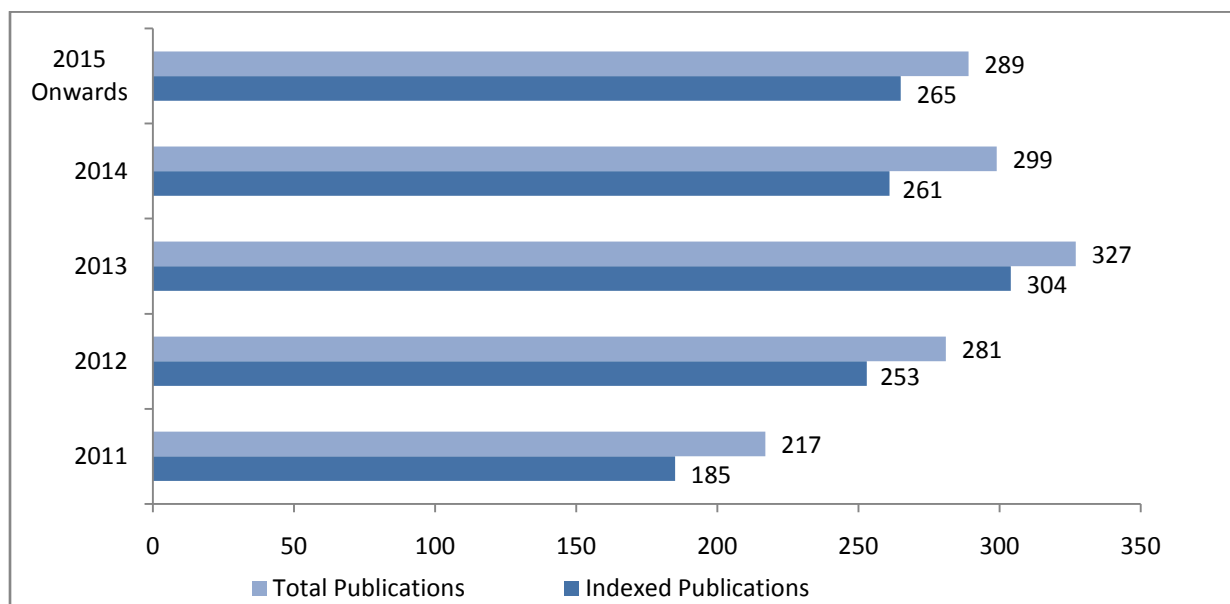
2.4 Ratio of Non-Indexed Publications Vs Indexed Publications (2003-2015)

The trend lines shows ratio of the non-indexed Journal publications.



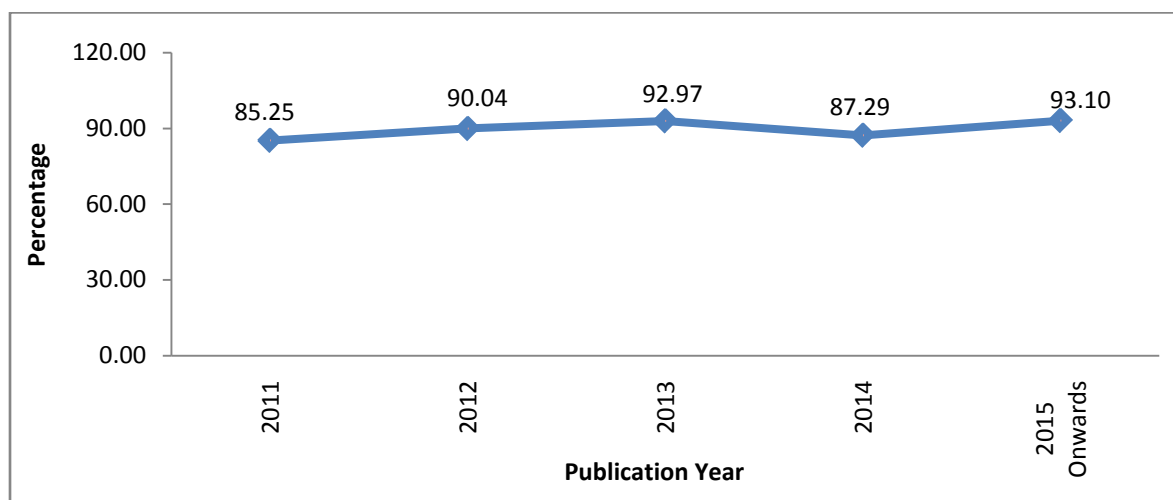


2.5 Total Publications Vs Indexed Publications Trend (2011-2015)



2.6 Percentage of Indexed Publications (2011-2015)

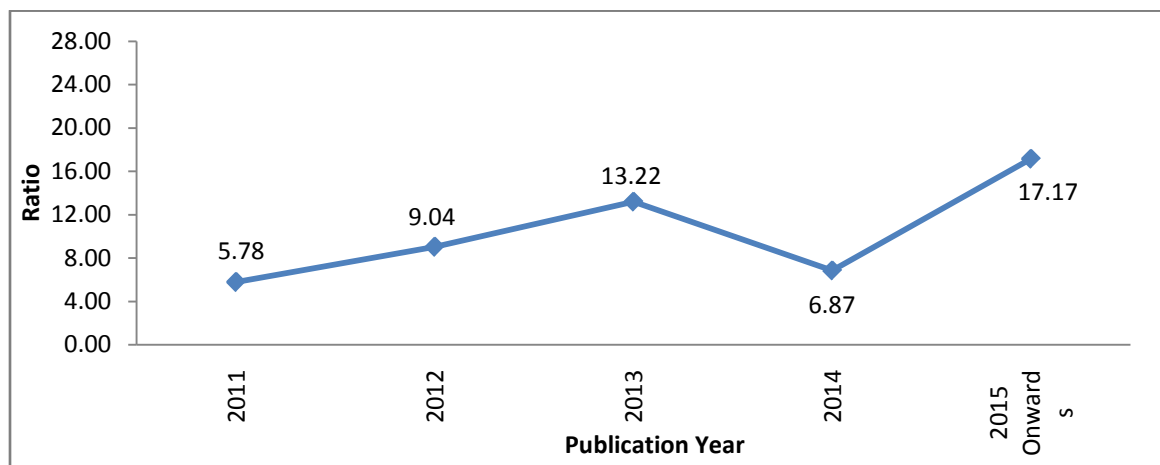
The trend lines shows percentage of the indexed Journal publications.



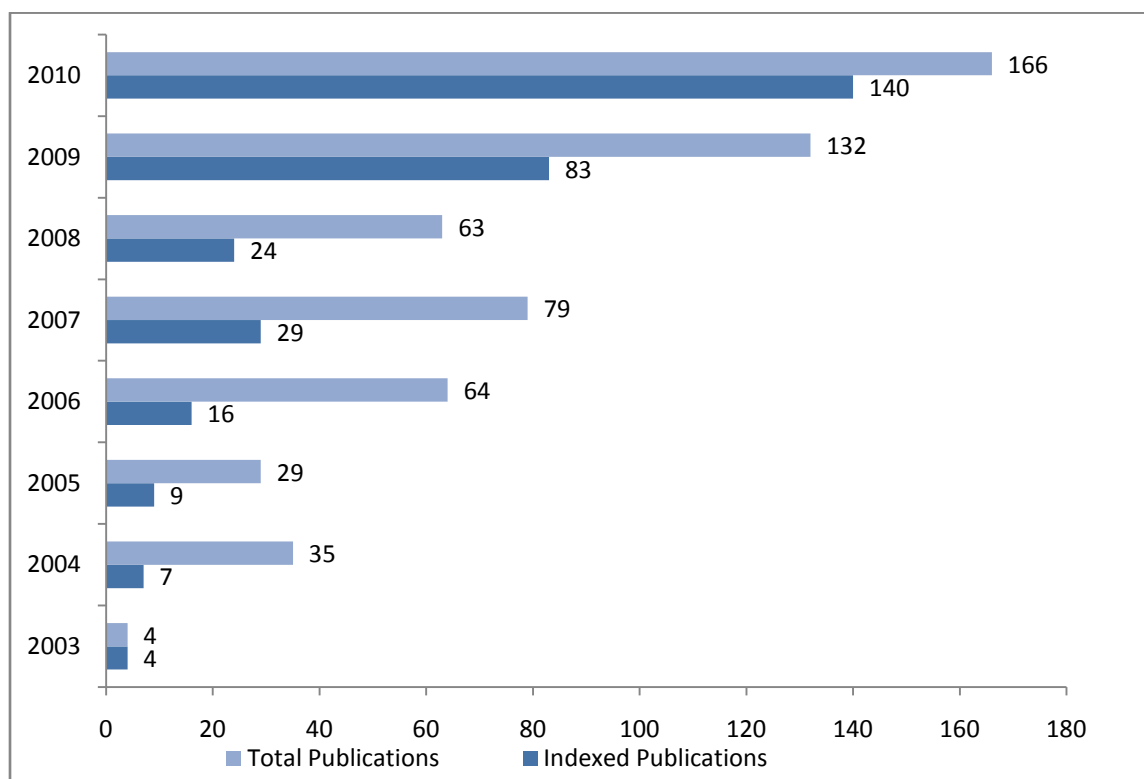


2.7 Ratio of Non-Indexed Publications Vs Indexed Publications (2011-2015)

The trend lines shows ratio of the indexed and non-indexed Journal publications.



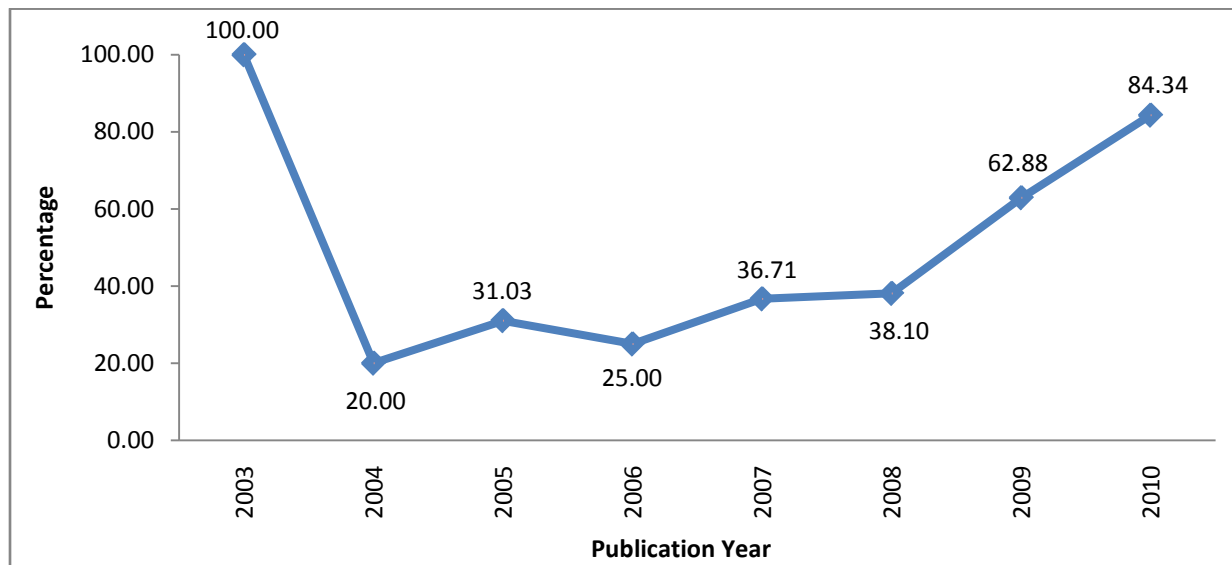
2.8 Total Publications Vs Indexed Publications Trend (2003-2010)





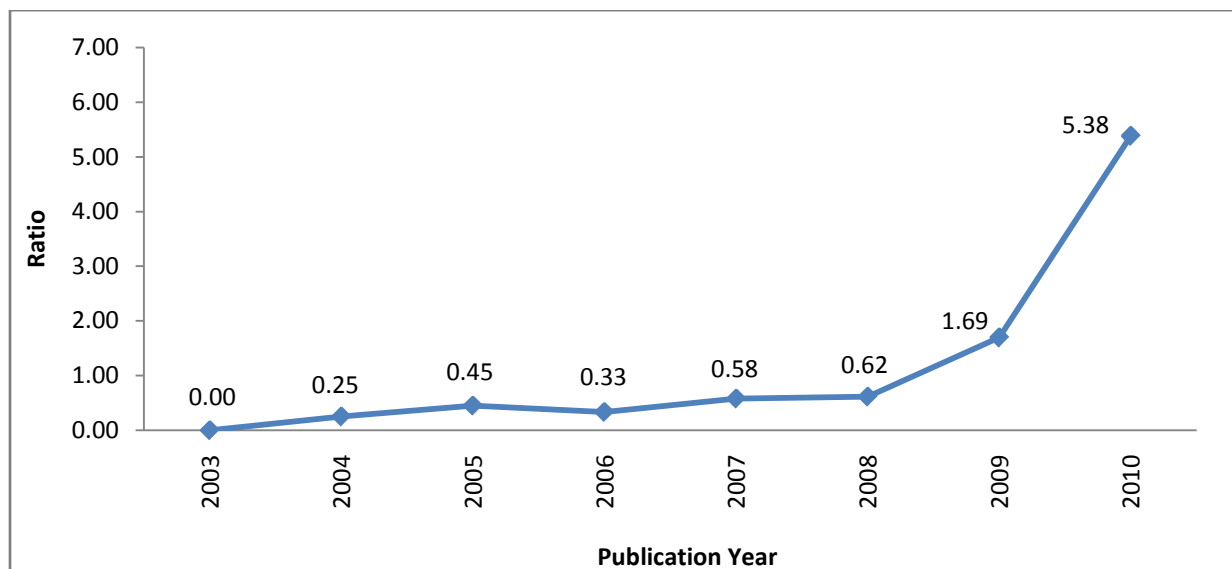
2.9 Percentage of Indexed Publications (2003-2010)

The trend lines shows percentage of the indexed Journal publications.



2.10 Ratio of Non-Indexed Publications Vs Indexed Publications (2003-2010)

The trend lines shows ratio of the non-indexed Journal publications.





SECTION 3

DEPARTMENT ANALYSIS

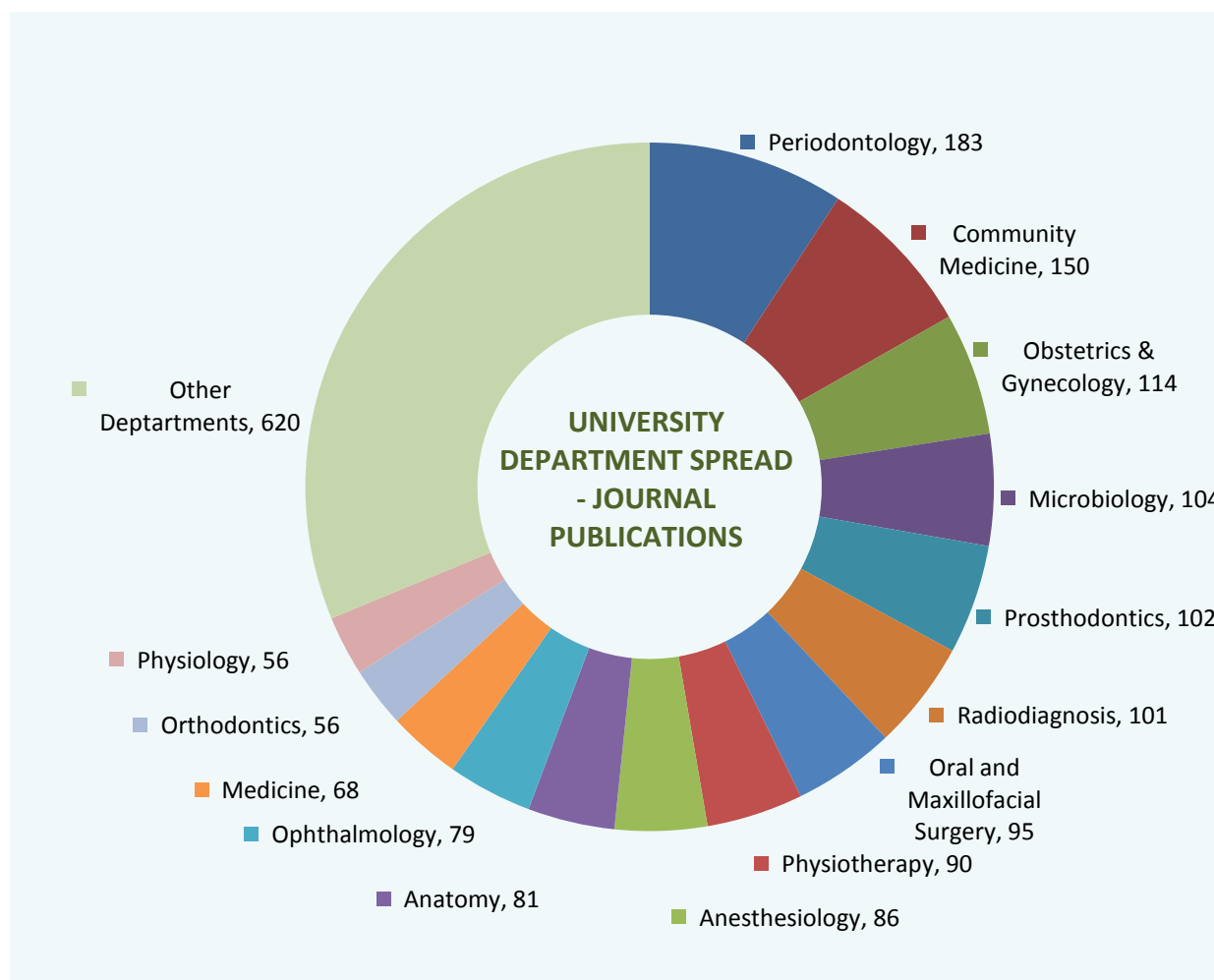
(2003-2015)



3. Department Analysis (2003-2015)

3.1 Journal Publications by Department

The department with 50 or more than 50 number of Journal publications are considered as top departments and the other departments with less than 50 publications are grouped in other departments.





All the other departments having less than 50 publications along with their number of Journal publications across databases for the year 2003-2015 are presented below.

Other Departments	No. of Publications
Psychiatry	49
Paediatrics	48
Oral Medicine & Radiology	47
Biotechnology	46
Pathology	45
Forensic Medicine & Toxicology	44
Surgery	44
Nursing	40
Radiotherapy	40
Conservative Dentistry & Endodontics	37
Pedodontics	35
Pharmacology	27
Oral Pathology	25
Biochemistry	24
Orthopaedics	23
Oral Pathology	15
Otorhinolaryngology	14
CSM	12
Anaesthesia	3
Community Dentistry	1
Skin	1



3.2 Number of Journal Publications by Department (Across Databases)

Numbers of Journal publications by department (in Alphabetical order) across databases are listed here.

Number of Publications by Department (Across Databases)							
S.No	Department	Number of Journal Publications					
		Input	Scopus	WOS	PubMed	GS	ICI
1	Anaesthesia	1	0	0	0	3	0
2	Anatomy	40	24	15	21	68	5
3	Anesthesiology	54	30	5	14	58	0
4	Biochemistry	11	3	2	0	18	4
5	Biotechnology	39	18	11	3	32	3
6	Community Dentistry	1	1	0	1	1	0
7	Community Medicine	90	28	2	23	128	14
8	Conservative Dentistry & Endodontics	22	15	4	16	27	7
9	CSM	4	3	4	3	10	1
10	Forensic Medicine & Toxicology	32	12	3	6	28	6
11	Medicine	46	16	9	11	28	4
12	Microbiology	82	22	5	11	68	9
13	Nursing	24	5	0	2	24	5
14	Obstetrics & Gynecology	80	13	0	5	94	6
15	Ophthalmology	52	27	12	17	73	9
16	Oral and Maxillofacial Surgery	40	29	12	43	66	12
17	Oral Medicine & Radiology	22	15	4	21	38	11
18	Oral Pathology	6	3	1	4	11	3
19	Oral Pathology	15	4	1	8	21	5
20	Orthodontics	32	7	0	7	42	2
21	Orthopaedics	9	3	2	2	20	0
22	Otorhinolaryngology	5	6	4	4	13	2
23	Paediatrics	23	13	1	5	37	8
24	Pathology	18	12	4	8	38	4
25	Pedodontics	14	11	2	16	29	5
26	Periodontology	103	62	4	67	156	23
27	Pharmacology	19	3	2	0	19	2
28	Physiology	21	19	0	4	44	15
29	Physiotherapy	63	4	2	3	74	14
30	Prosthodontics	73	29	8	21	59	6
31	Psychiatry	25	8	4	21	39	15
32	Radiodiagnosis	35	43	7	20	88	14
33	Radiotherapy	25	14	1	7	26	2
34	Skin	1	0	0	0	1	0
35	Surgery	20	14	6	10	34	4



SECTION 4

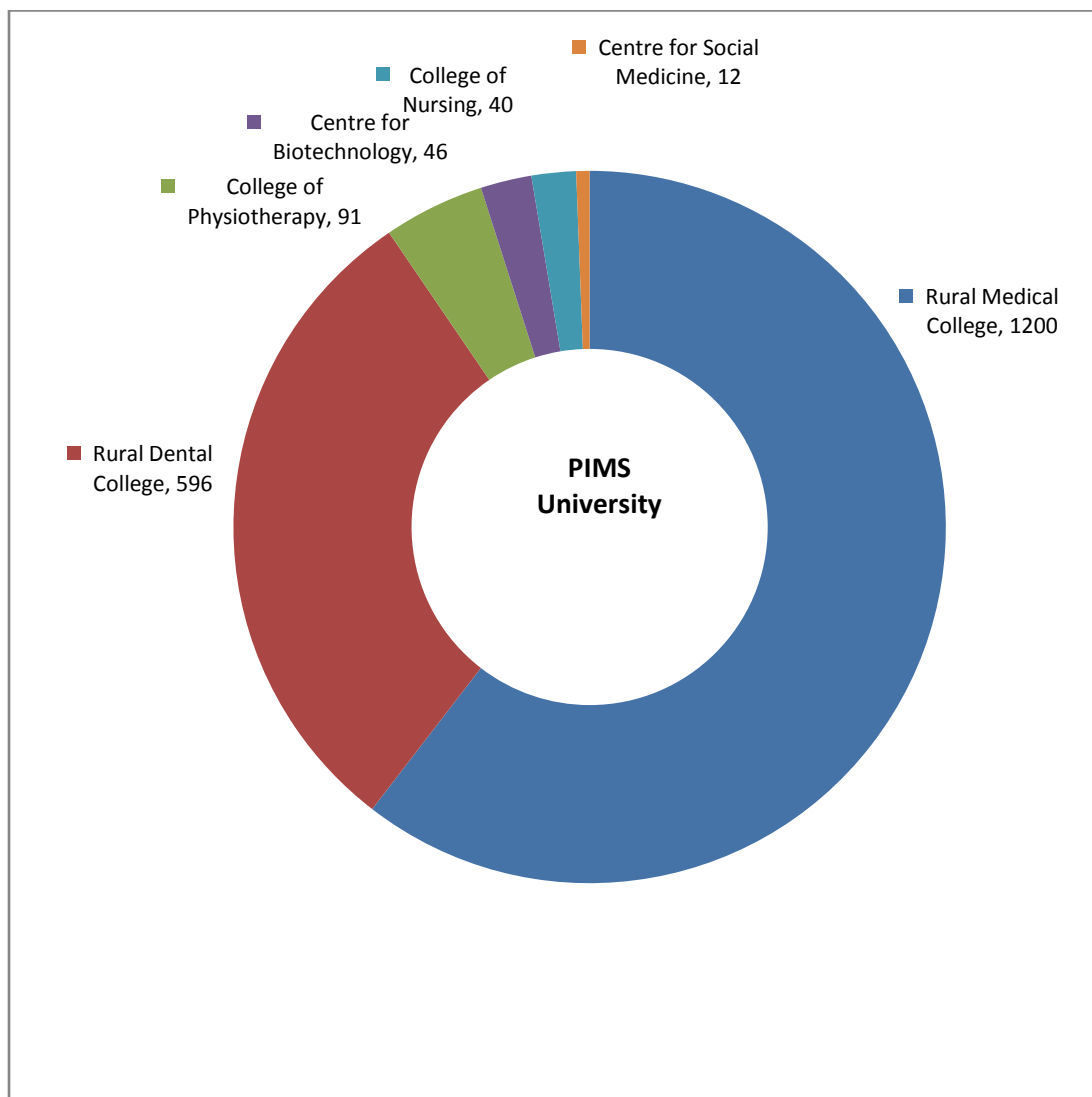
INSTITUTIONAL ANALYSIS

(2003-2015)



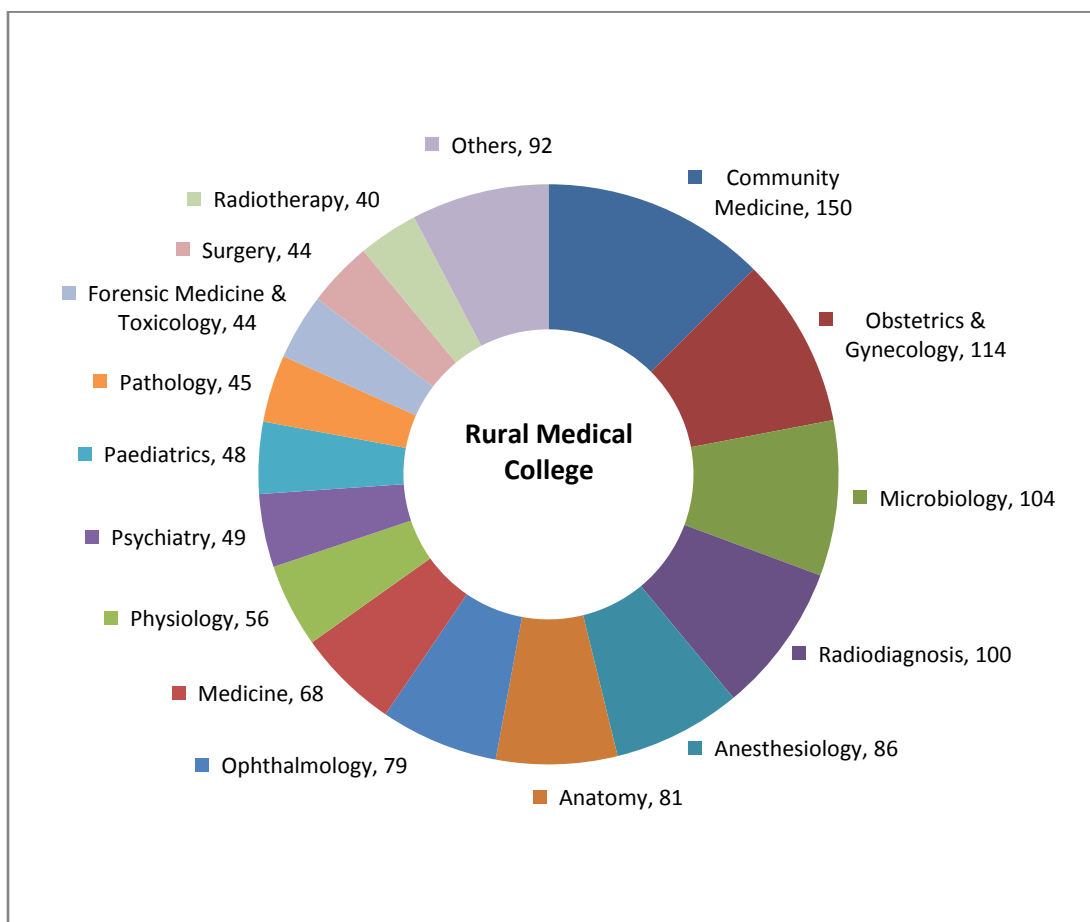
4. Institutional Analysis (2003-2015)

4.1 Overall - PIMS University





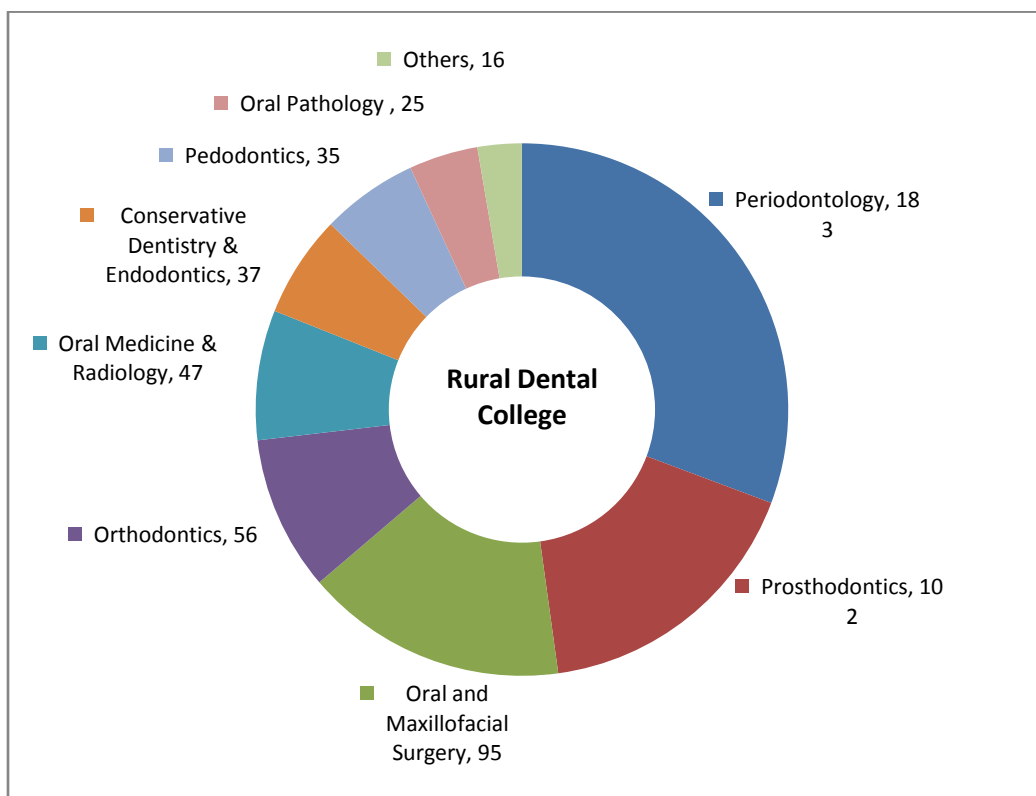
4.2 Rural Medical College - Department Spread



S. No.	Other Departments	No. of Publications
1	Pharmacology	27
2	Biochemistry	24
3	Orthopaedics	23
4	Otorhinolaryngology	14
5	Anaesthesia	3
6	Skin	1



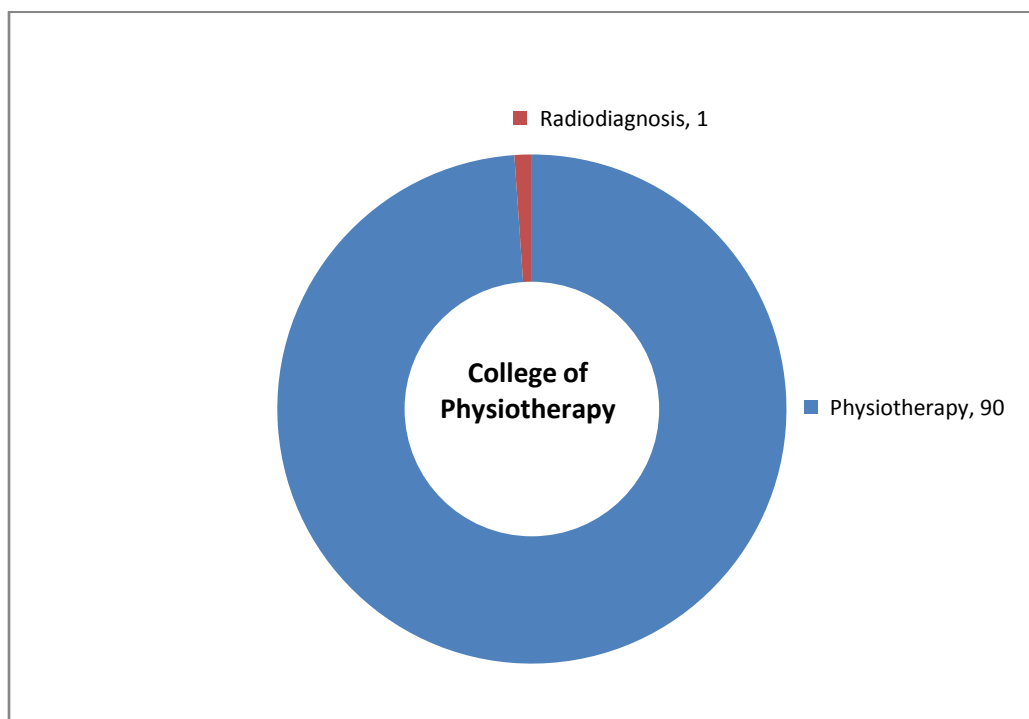
4.3 Rural Dental College - Department Spread



S. No.	Other Departments	No. of Publications
1	Oral Pathology	15
2	Community Dentistry	1



4.4 College of Physiotherapy - Department Spread



S. No.	Departments	No. of Publications
1	Physiotherapy	90
2	Radiodiagnosis	1

4.5 Other Colleges

S. No.	College Name	Department	No. of Publications
1	College for Social Medicine	CSM	12
2	Centre for Biotechnology	Biotechnology	46
3	College of Nursing	Nursing	40

Note:

Pravara constituent institutions, “Centre for Biotechnology”, “College of Nursing” and “Centre for Social Medicine” has only one department each, which is Biotechnology, Nursing and CSM respectively. The department spread is not presented for the “Centre for Biotechnology”, “College of Nursing” and “Centre for Social Medicine” constituent institutions.



SECTION 5

JOURNALS QUALITY METRICS

(2003-2015)



5. Published Journals (2003-2015)

5.1 Leading Journals in Journal Publications

Journal with more than 15 numbers of publications are considered as leading journals and presented below.

Leading Journals in Journal Publications		
S.No	Journal Name	No. of Journal Publications
1	Pravara Medical Review	258
2	International Journal of Medical Research & Health Sciences	61
3	International Journal of Biomedical and Advance Research	54
4	Journal of Clinical and Diagnostic Research	39
5	International Journal of Experimental Dental Science	32
6	Australasian Medical Journal	30
7	International Journal of Healthcare & Biomedical Research	30
8	International Journal of Biomedical Research	29
9	Journal of Maxillofacial and Oral Surgery	28
10	International Journal of Students' Research	27
11	Indian Journal of Forensic Medicine and Pathology	23
12	Indian Medical Gazette	23
13	Journal of Indian Prosthodontic Society	22
14	International Journal of Health Sciences and Research	20
15	Indian Journal of Basic and Applied Medical Research	19
16	IOSR Journal of Dental and Medical Sciences	15

A complete list of Journal publications across databases are presented separately in a spreadsheet (File Name: 'No of Publications by Journal.xlsx')

5.2 Average Impact Factor - IF (2003-2015)

Constituent Colleges (Institution-wise)	No. of Publications	Average Impact Factor
Rural Medical College	1200	0.58
Rural Dental College	596	0.37
College of Physiotherapy	91	0.65
Centre for Biotechnology	46	0.39
College of Nursing	40	0.09
Centre for Social Medicine	12	0.65

PIMS University in total average Impact factor is 0.507.



5.3 Scopus Journals Quality Metrics

The premier journals listed in the table shows the worthiness of the Journal publications in PIMS University, where the journal rankings are based on the parameters in Scopus database.

5.3.1 Leading Journals by SNIP (Scopus)

Journal Title	Year	SNIP
Journal of Dental Research	2015	1.875
Journal of Chemical and Pharmaceutical Research	2014	1.51
Indian Journal of Community Medicine	2013	1.432
Journal of Oral and Maxillofacial Pathology	2013	1.343
Waste Management	2012	2.191
Gerodontology	2012	1.697
International Journal of Oral and Maxillofacial Surgery	2012	1.578
International Journal of Oral and Maxillofacial Surgery	2011	1.386
Journal of Endodontics	2010	1.499
New England Journal of Medicine	2009	13.065
Dental Traumatology	2009	1.319
Dental Traumatology	2008	1.995
Journal of Endodontics	2008	1.51
Lancet	2007	7.057
Journal of Endodontics	2007	1.517

5.3.2 Leading Journals by SJR (Scopus)

Journal Title	Year	SJR
Journal of Dental Research	2015	1.459
Waste Management	2012	1.448
American Journal of Hematology	2012	1.114
International Endodontic Journal	2012	1
Journal of Endodontics	2010	1.31
New England Journal of Medicine	2009	10.217
Journal of Endodontics	2008	1.115
Lancet	2007	4.775
Journal of Endodontics	2007	1.173



5.4 WOS Journals Quality Metrics

The premier journals listed in the table shows the worthiness of the Journal publications in PIMS University, where the journal rankings are based on the parameters in WOS database.

5.4.1 Leading Journals by Impact Factor IF (WOS)

Journal Title	Year	IF
International Psychogeriatrics	2015	1.934
Journal of Clinical Neuroscience	2015	1.253
Neurology India	2015	1.232
Movement Disorders	2012	4.558
Waste Management	2012	2.485
Nano-Micro Letters	2012	2.057
International Endodontic Journal	2012	2.051
Nano-Micro Letters	2011	2.057
CIRCULATION	2010	14.429
Journal of Endodontics	2010	3.291
Paediatric Anaesthesia	2010	2.436
New England Journal of Medicine	2009	47.05
Paediatric Anaesthesia	2009	2.436
CIRCULATION	2008	14.595
Journal of Endodontics	2008	2.727
Lancet	2007	28.638
Journal of Endodontics	2007	3.369

5.4.2 Leading Journals by Immediacy Index (WOS)

Journal Title	Year	II
Neurology India	2015	0.317
Journal of Manipulative and Physiological Therapeutics	2013	0.312
Australia and New Zealand Journal of Surgery	2013	0.308
Movement Disorders	2012	0.908
Waste Management	2012	0.421
Nano-Micro Letters	2011	0.35
CIRCULATION	2010	2.812
Journal of Endodontics	2010	0.666
Paediatric Anaesthesia	2010	0.647
New England Journal of Medicine	2009	14.557



Journal Title	Year	II
Paediatric Anaesthesia	2009	0.647
CIRCULATION	2008	2.647
Journal of Endodontics	2008	0.552
Lancet	2007	8.636
Transactions of the Royal Society of Tropical Medicine and Hygiene	2007	0.543

5.4.3 Leading Journals by Cited Half-Life (WOS)

Journal Title	Year	CHL
Journal of Heterocyclic Chemistry	2014	>10.0
Journal of the Anatomical Society of India	2013	>10.0
Journal of Otolaryngology - Head & Neck Surgery	2012	9.1
Journal of Clinical Pediatric Dentistry	2011	8.7
Oral Surgery, Oral Medicine, Oral Pathology, Oral Radiology and Endodontology	2010	>10.0
Prosthetics and Orthotics International	2010	8.9
Oral Surgery, Oral Medicine, Oral Pathology, Oral Radiology and Endodontology	2009	>10.0
Journal of Prosthetic Dentistry	2008	>10.0
Transactions of the Royal Society of Tropical Medicine and Hygiene	2007	>10.0
Journal of Postgraduate Medicine	2006	>10.0



SECTION 6

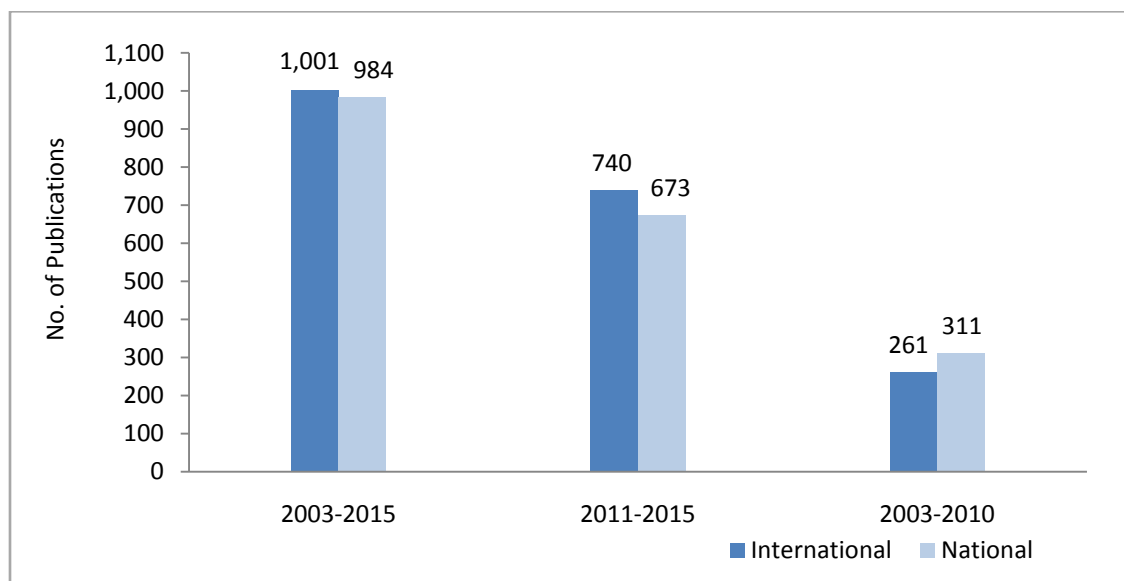
Publication Analysis - International Vs National Journal Publications

(2003-2015, 2011-2015 & 2003-2010)

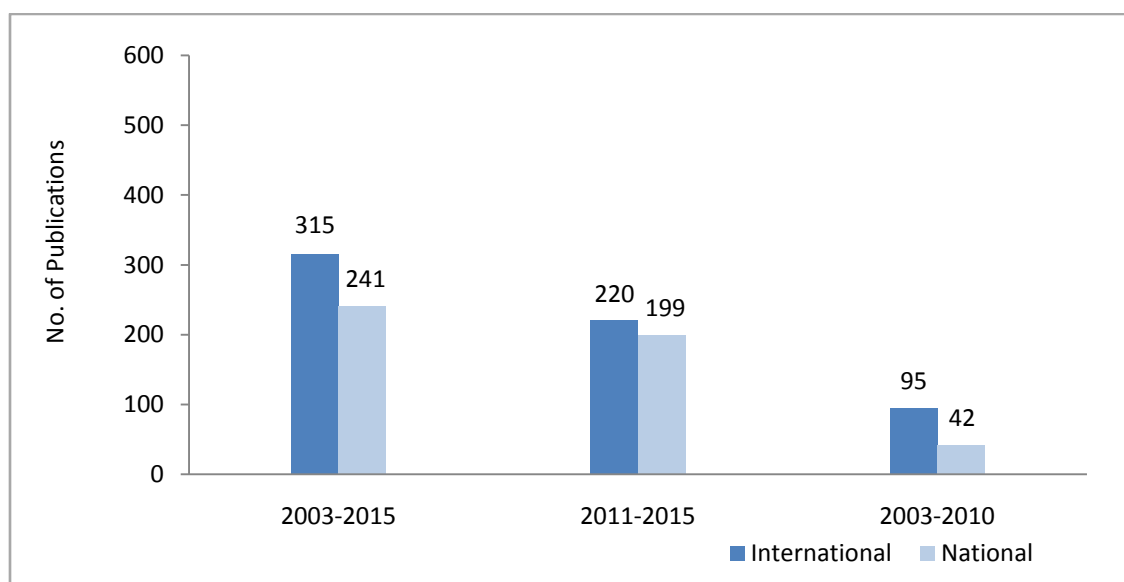


6. Publication Analysis - International Vs National

6.1 International Vs National in Journal Publications



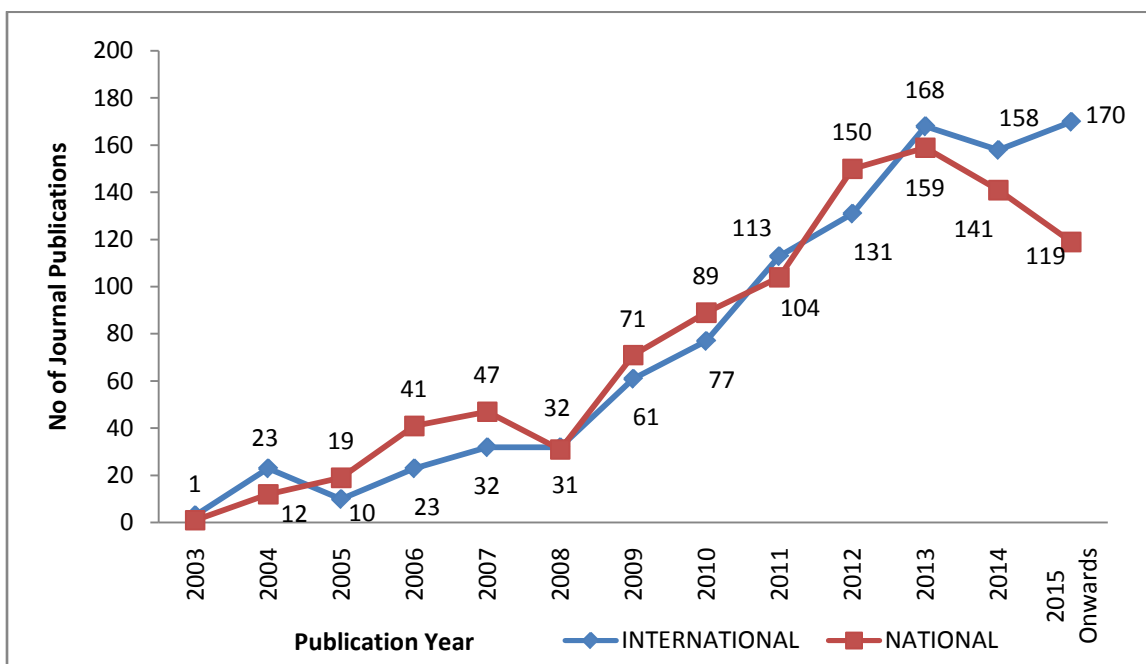
6.2 International Vs National in Journals



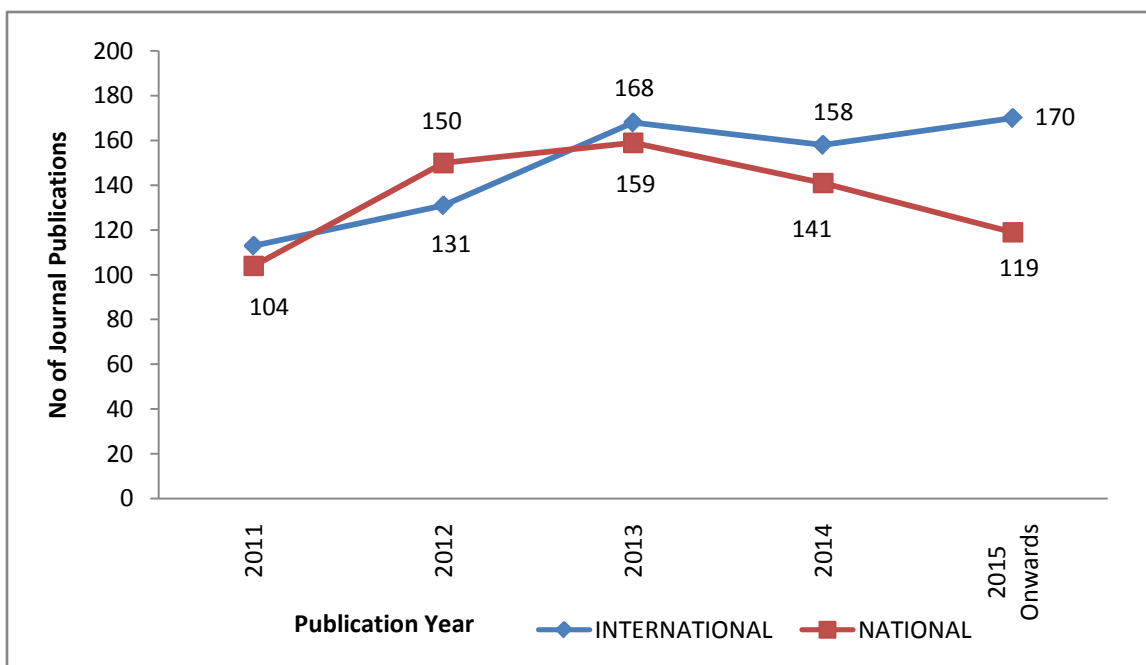


6.3 International Vs National Journal Publications across Years

The below chart shows International Vs National publications for the year 2003-2015

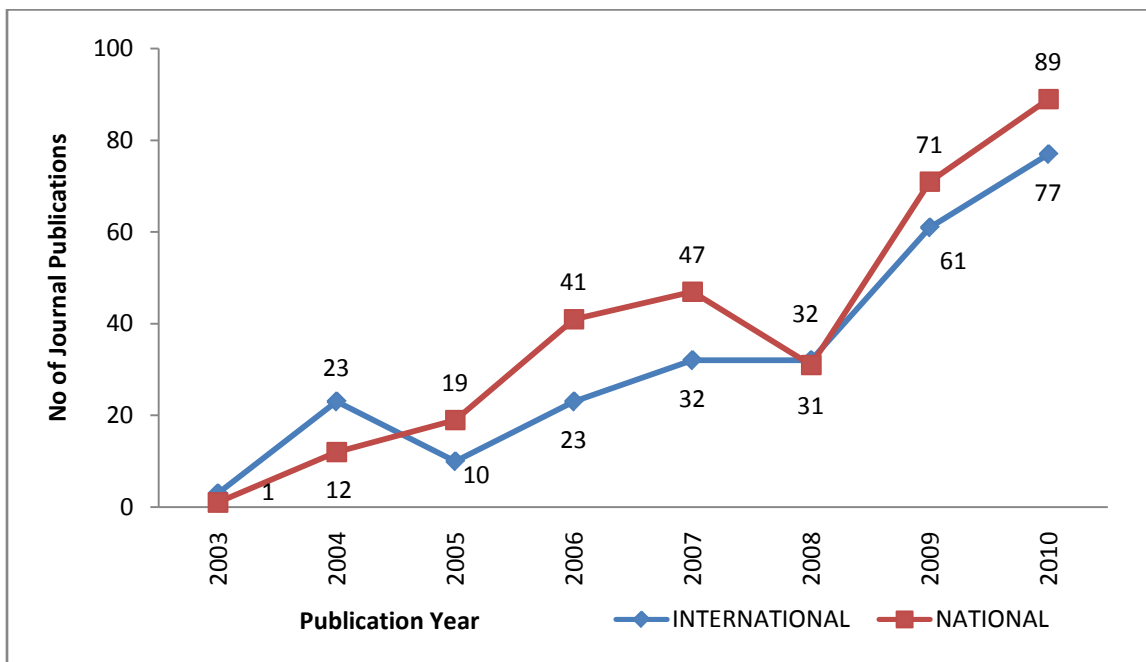


The below chart shows International Vs National publications for the year 2011-2015



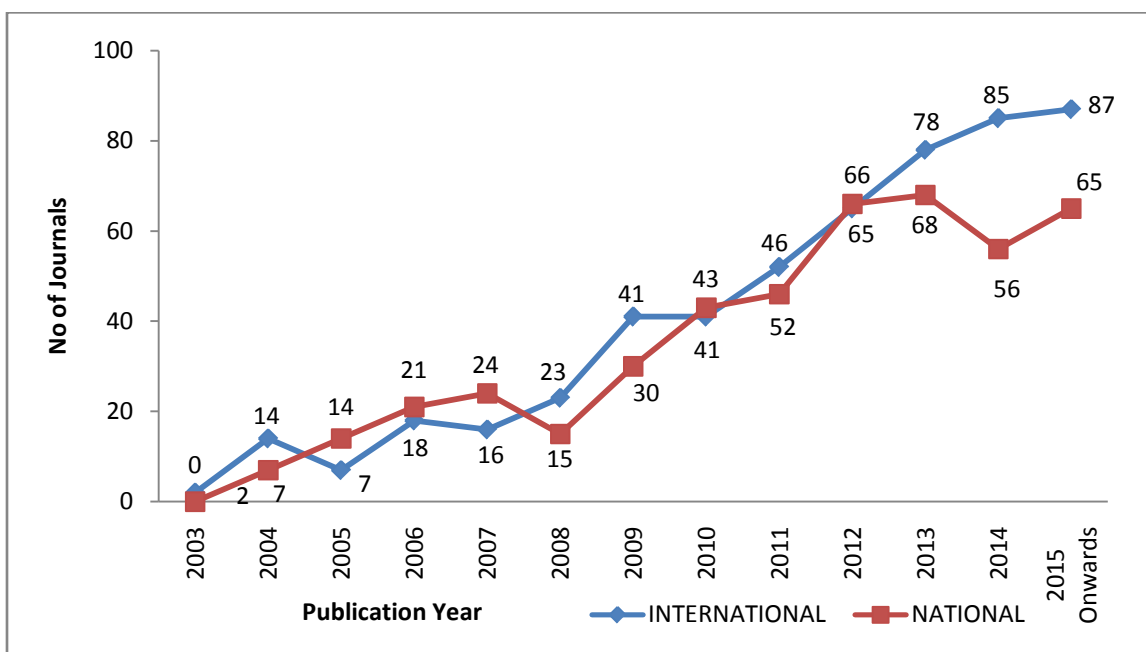


The below chart shows International Vs National publications for the year 2003-2010



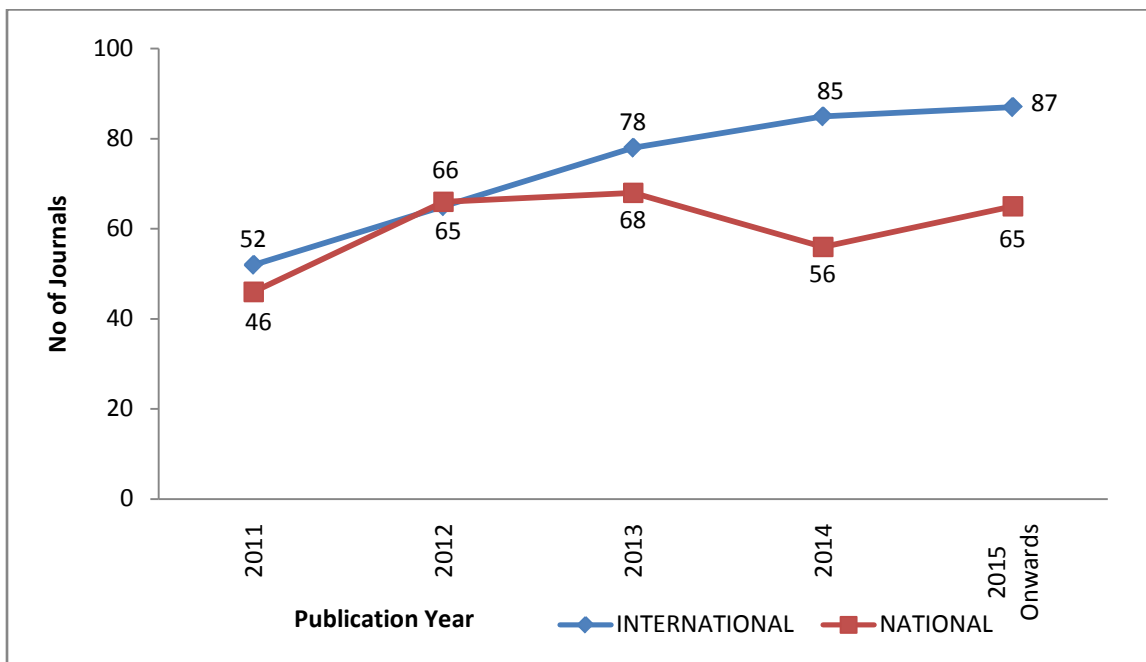
6.4 International Vs National Journals across Years

The below chart shows International Vs National journals for the year 2003-2015

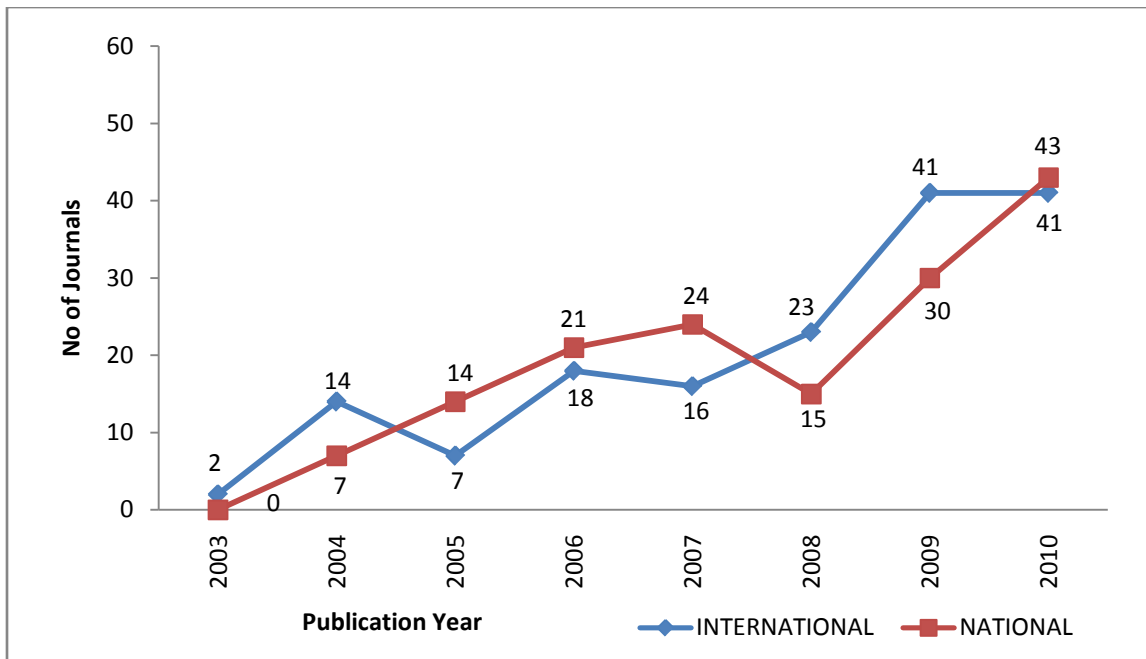




The below chart shows International Vs National journals for the year 2011-2015



The below chart shows International Vs National journals for the year 2003-2010





SECTION 7

h-Index Analysis



7. h-index Analysis

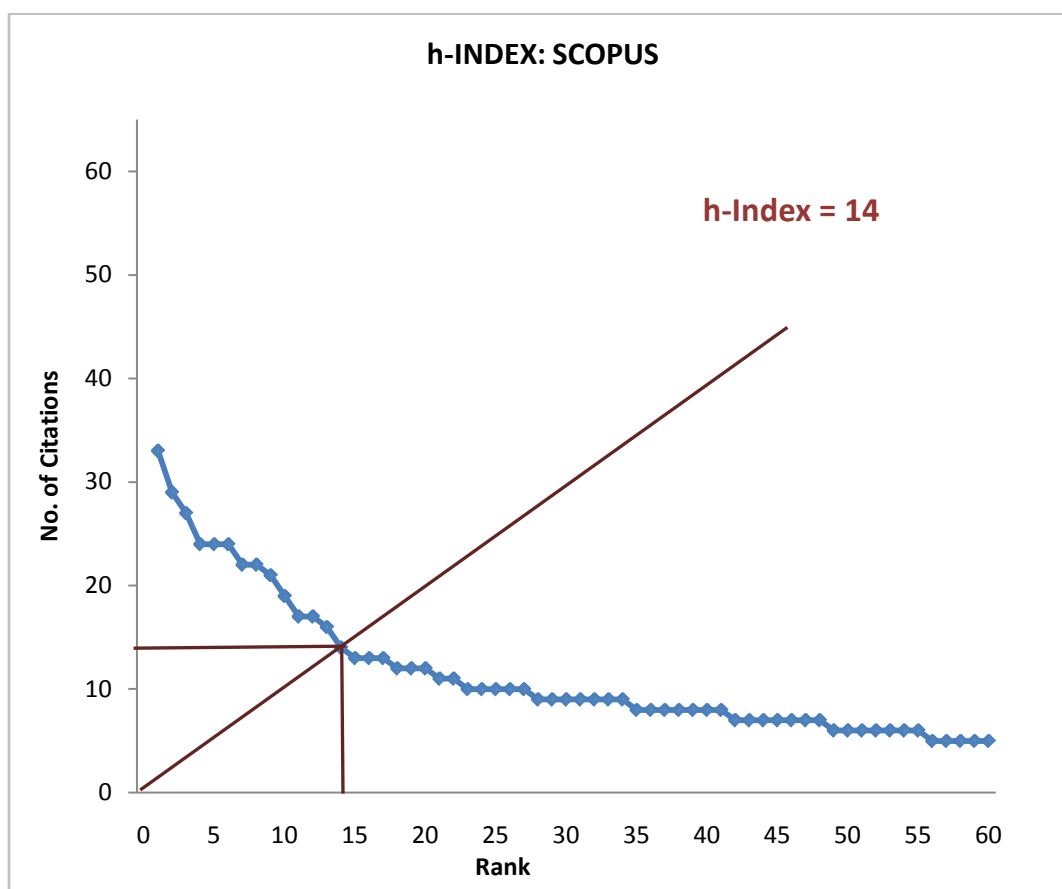
Graphical representation below shows the overall h-index value (as computed by SCOPUS, WOS AND GOOGLE SCHOLAR databases) for the PIMS University's Journal publications.

Databases	No of Publications	No of Citations	h-index
SCOPUS	516	1,102	14
WOS	136	309	10
GOOGLE SCHOLAR	1,515	4,830	29



7.1 University h-index (Scopus)

The graph below represents the no. of publications in X-axis and the no. of citations in Y-axis for the Overall period without year limitation in SCOPUS (based on this graph h-Index is calculated).



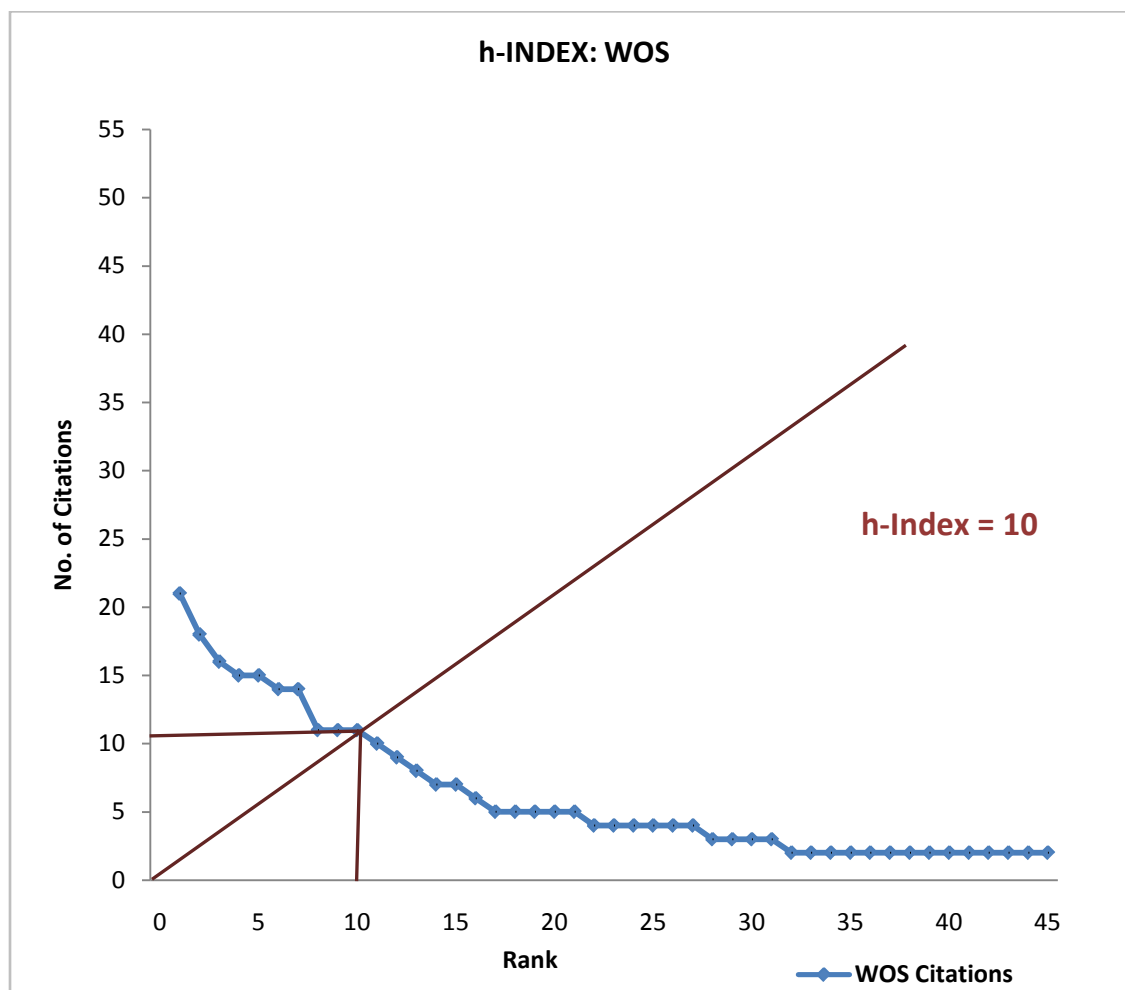
Note: No. of Publications for Scopus is 516 with a total number of 1,102 Citations.

The Citations & h-Index of the Journal publications across each year from SCOPUS database are presented separately (File Name: 'Citation & h-index - PIMS University'), which cover all the cited publications affiliated to Pravara Institute of Medical Sciences (PIMS) university.



7.2 University h-index (WOS)

The graph below represents the no. of publications in X-axis and the no. of citations in Y-axis for the Overall period without year limitation in WOS (based on this graph h-Index is calculated).



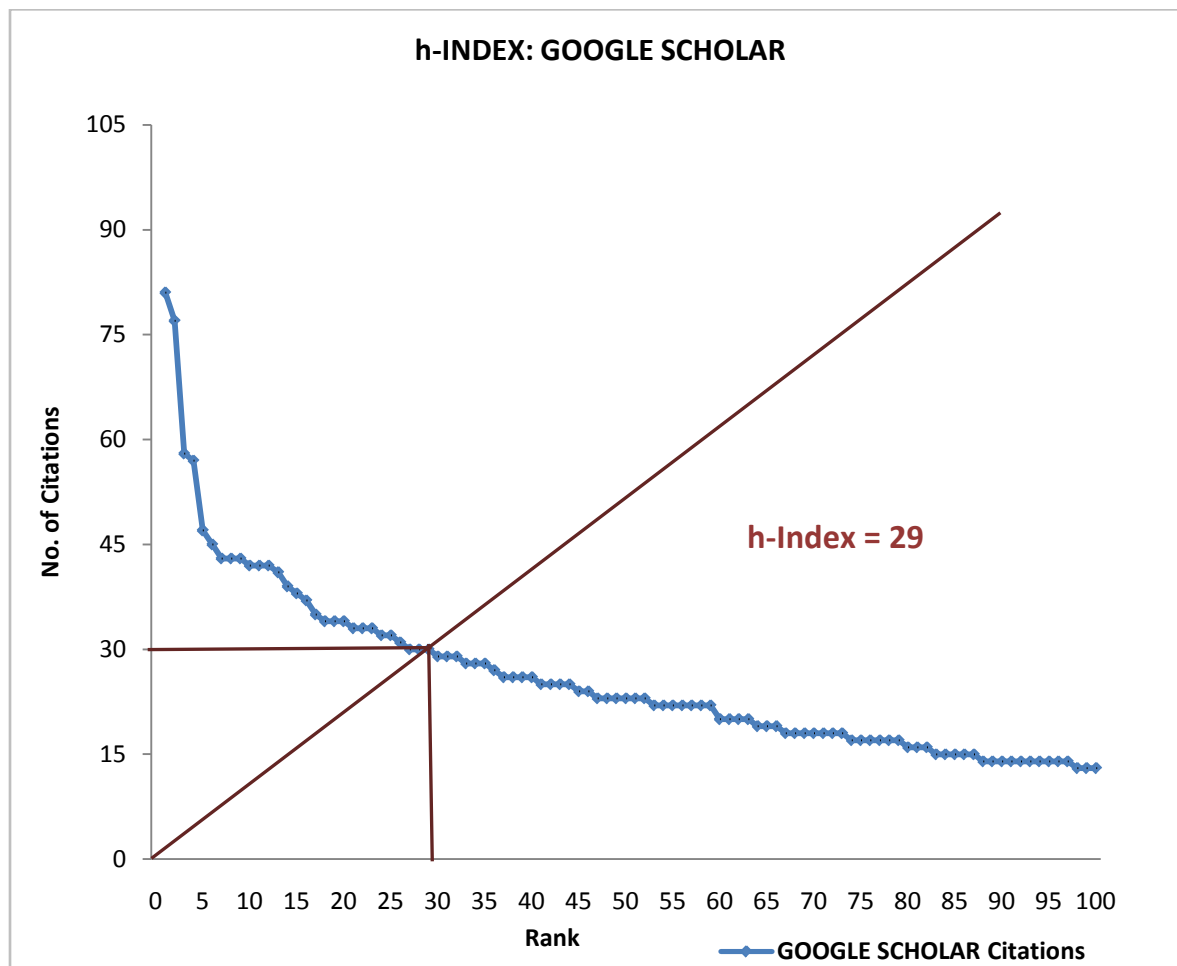
Note: No. of Publications for WOS is 136 with a total number of 309 Citations.

The Citations & h-Index of the Journal publications across each year from WOS database are presented separately (File Name: 'Citation & h-index - PIMS University'), which cover all the cited publications affiliated to Pravara Institute of Medical Sciences (PIMS) university.



7.3 University h-index (Google Scholar)

The graph below represents the no. of publications in X-axis and the no. of citations in Y-axis for the Overall period without year limitation in GOOGLE SCHOLAR (based on this graph h-Index is calculated).



Note: No. of Publications for Google Scholar is 1,515 with a total number of 4,830 Citations.

The Citations & h-Index of the Journal publications across each year from GOOGLE SCHOLAR database are presented separately (File Name: 'Citation & h-index - PIMS University'), which cover all the cited publications affiliated to Pravara Institute of Medical Sciences (PIMS) university.



SECTION 8

Factor Index

(2003-2015, 2011-2015 & 2003-2010)



8. Factor Index

8.1 Publication Summary (2003-2015)

Publication Year	PUBLICATIONS		JOURNALS	
	Scopus Indexed Journals	International Journal Publications Other than Scopus Indexed	Scopus Indexed Journals	International Journals Other than Scopus Indexed
2003	2	1	1	1
2004	6	19	5	12
2005	2	10	2	9
2006	5	20	5	18
2007	20	20	14	14
2008	8	26	8	22
2009	25	45	22	32
2010	62	45	39	31
2011	91	73	40	41
2012	84	103	48	44
2013	78	150	33	59
2014	67	139	32	59
2015 Onwards	66	149	41	70

Publication Year	Indexed Journals	International Journal Publications	National, State, Local Journal Publications
2003	2	3	1
2004	6	23	12
2005	5	10	19
2006	13	23	41
2007	21	32	47
2008	18	32	31
2009	42	61	71
2010	72	77	89
2011	80	113	104
2012	122	131	150
2013	134	168	159
2014	121	158	141
2015 Onwards	142	170	119



8.2 Research Focus-Publication – Scopus/PubMed Indexed (2003-2015)

Publication Year	Scopus Indexed	PubMed Indexed	Indexed in both Scopus & PubMed
2003	2	0	0
2004	6	3	2
2005	2	1	0
2006	5	3	3
2007	20	12	9
2008	8	10	6
2009	25	28	19
2010	62	49	36
2011	91	56	37
2012	84	62	41
2013	78	68	43
2014	67	62	29
2015 (Onwards)	66	50	35
TOTAL	516	404	260



8.3 Year Wise Research Focus-Publications with Impact Factor (2003-2015)

Publication Year	Scopus Indexed Publications					TOTAL
	Nil	If<0.5	0.5≥if<1	1≥if<5	If≥5	
2003	0	2	0	0	0	2
2004	1	5	0	0	0	6
2005	1	1	0	0	0	2
2006	0	3	1	1	0	5
2007	0	15	0	4	1	20
2008	1	4	0	3	0	8
2009	9	8	4	2	2	25
2010	23	24	10	5	0	62
2011	38	34	18	1	0	91
2012	24	35	16	9	0	84
2013	2	49	24	3	0	78
2014	0	38	27	2	0	67
2015 Onwards	3	33	26	4	0	66
TOTAL	102	251	126	34	3	516

Publication Year	WOS Indexed Publications					TOTAL
	Nil	If<1	1≥if<2	2≥if<5	If≥5	
2003	0	0	0	0	0	0
2004	0	0	0	0	0	0
2005	0	0	0	0	0	0
2006	0	1	1	0	0	2
2007	0	2	1	1	1	5
2008	0	3	2	1	1	7
2009	0	3	3	1	2	9
2010	0	9	5	2	1	17
2011	0	11	6	1	0	18
2012	1	10	4	4	0	19
2013	0	6	3	0	0	9
2014	1	4	3	0	0	8
2015 Onwards	9	29	4	0	0	42
TOTAL	11	78	32	10	5	136



8.4 Publication Summary (2011-2015)

Publication Year	PUBLICATIONS		JOURNALS	
	Scopus Indexed Journals	International Journal Publications Other than Scopus Indexed	Scopus Indexed Journals	International Journals Other than Scopus Indexed
2011	91	73	40	41
2012	84	103	48	44
2013	78	150	33	59
2014	67	139	32	59
2015 Onwards	66	149	41	70

Publication Year	Indexed Journals	International Journal Publications	National, State, Local Journal Publications
2011	80	113	104
2012	122	131	150
2013	134	168	159
2014	121	158	141
2015 Onwards	142	170	119

8.5 Research Focus-Publication – Scopus/PubMed Indexed (2011-2015)

Publication Year	Scopus Indexed	PubMed Indexed	Indexed in both Scopus & PubMed
2011	91	56	37
2012	84	62	41
2013	78	68	43
2014	67	62	29
2015 Onwards	66	50	35
TOTAL	386	298	185



8.6 Year Wise Research Focus-Publications with Impact Factor (2011-2015)

Publication Year	Scopus Indexed Publications					TOTAL
	Nil	If<0.5	0.5≥if<1	1≥if<5	If≥5	
2011	38	34	18	1	0	91
2012	24	35	16	9	0	84
2013	2	49	24	3	0	78
2014	0	38	27	2	0	67
2015 Onwards	3	33	26	4	0	66
TOTAL	67	189	111	19	0	386

Publication Year	WOS Indexed Publications					TOTAL
	Nil	If<1	1≥if<2	2≥if<5	If≥5	
2011	0	11	6	1	0	18
2012	1	10	4	4	0	19
2013	0	6	3	0	0	9
2014	1	4	3	0	0	8
2015 Onwards	9	29	4	0	0	42
TOTAL	11	60	20	5	0	96

8.7 Publication Summary (2003-2010)

Publication Year	PUBLICATIONS		JOURNALS	
	Scopus Indexed Journals	International Journal Publications Other than Scopus Indexed	Scopus Indexed Journals	International Journals Other than Scopus Indexed
2003	2	1	1	1
2004	6	19	5	12
2005	2	10	2	9
2006	5	20	5	18
2007	20	20	14	14
2008	8	26	8	22
2009	25	45	22	32
2010	62	45	39	31



Publication Year	Indexed Journals	International Journal Publications	National, State, Local Journal Publications
2003	2	3	1
2004	6	23	12
2005	5	10	19
2006	13	23	41
2007	21	32	47
2008	18	32	31
2009	42	61	71
2010	72	77	89

8.8 Research Focus-Publication – Scopus/PubMed Indexed (2003-2010)

Publication Year	Scopus Indexed	PubMed Indexed	Indexed in both Scopus & PubMed
2003	2	0	0
2004	6	3	2
2005	2	1	0
2006	5	3	3
2007	20	12	9
2008	8	10	6
2009	25	28	19
2010	62	49	36
TOTAL	130	106	75

8.9 Year Wise Research Focus-Publications with Impact Factor (2003-2010)

Publication Year	Scopus Indexed Publications					TOTAL
	Nil	If<0.5	0.5≥if<1	1≥if<5	If≥5	
2003	0	2	0	0	0	2
2004	1	5	0	0	0	6
2005	1	1	0	0	0	2
2006	0	3	1	1	0	5
2007	0	15	0	4	1	20
2008	1	4	0	3	0	8
2009	9	8	4	2	2	25
2010	23	24	10	5	0	62
TOTAL	35	62	15	15	3	130



Publication Year	WOS Indexed Publications					TOTAL
	Nil	If<1	1≥if<2	2≥if<5	If≥5	
2003	0	0	0	0	0	0
2004	0	0	0	0	0	0
2005	0	0	0	0	0	0
2006	0	1	1	0	0	2
2007	0	2	1	1	1	5
2008	0	3	2	1	1	7
2009	0	3	3	1	2	9
2010	0	9	5	2	1	17
TOTAL	0	18	12	5	5	40



SECTION 9

Combined Metric

(2003-2015)



9. Combined Metric

9.1 Combined Metric for Publications (PU) - [2.a]

Assessment Metric for publications is as follows:

PU = 45× Percentile parameter (expressed as a fraction) on the basis of (P/F)

P is the number of publications = Weighted average of numbers given by Scopus, Web of Science, Google Scholar and Indian Citation Index over the previous three years (2013, 2014 & 2015).

P = 0.3PW + 0.5PS + 0.1PG+0.1PI

Here,

PW: Number of publications reported in Web of Science.

PS: Number of publications reported in Scopus.

PG: Number of publications reported in Google Scholar.

PI: Number of publications reported in Indian Citation Index.

F: Number of regular faculty members as used in Item 1.

Description	WOS (PW)	SCOPUS (PS)	Scholar (PG)	Indian Citation Index (PI)
No. of Publications	49	195	740	147

- F=302 (Number of Regular Faculty in PIMS University, as available in website)

F value is calculated from the faculty list of all the constituent institutions of PIMS University, available in the PIMS University [website](#).



➤ $P = 0.3PW + 0.5PS + 0.1PG + 0.1PI$

$$P = 0.3 \times 49 + 0.5 \times 195 + 0.1 \times 740 + 0.1 \times 147$$

$$P = 14.7 + 97.5 + 74 + 14.7$$

P = 200.9

➤ $PU = 45 \times \text{Percentile parameter (expressed as a fraction) on the basis of (P/F)}$

$$PU = 45 \times (200.9/302)$$

PU = 29.94

9.2 Combined Metric for Citations (CI) - [2.b]

Assessment Metric for citations is as follows:

CI = [45 × Percentile parameter (expressed as a fraction) on the basis of (CC/P) for Category A × Percentile parameter on the basis of P]

Here,

CC is Total Citation Count

P is total number of publications over this period as computed for 2a.

CC is computed as follows

$$CC = (0.3 CCW + 0.5 CCS + 0.1 CCG + 0.1 CCI)$$

Here,

CCW: Total Number of Citations reported in Web of Science.

CCS: Total Number of Citations reported in Scopus.

CCG: Number of Citations reported in Google Scholar.

CCI: Total Number of Citations reported in Indian Citation Index

$$\{CI = 45 \times (CC/F)\}$$



Description	WOS (CCW)	SCOPUS (CCS)	Scholar (CCG)	Indian Citation Index (CCI)
No. of Citations	15	178	1,119	6

- F=302 (Number of Regular Faculty in PIMS University, as available in website)

F value is calculated from the faculty list of all the constituent institutions of PIMS University, available in the PIMS University [website](#)

- **CC = (0.3 CCW + 0.5 CCS + 0.1 CCG+0.1 CCI)**

$$CC = (0.3 \times 15 + 0.5 \times 178 + 0.1 \times 1119 + 0.1 \times 6)$$

$$CC = 4.5 + 89 + 111.9 + 0.6$$

$$\mathbf{CC = 206}$$

- {CI = 45 × (CC/F)}

$$CI = 45 \times (206/302)$$

$$\mathbf{CI = 30.69}$$



SECTION 10

Top 25 Journal Publications



10. Top 25 Publications

The top 25 publications of PIMS are identified based on the following factors,

- Publications with good number of citations
- Publications with good number of journal quality metrics (such as SNIP, Impact Factor, etc)
- Publications that are indexed in “Three” or more databases

1. Non-albicans Candida Infection: An Emerging Threat | Interdisciplinary Perspectives on Infectious Diseases | 2014 | Deorukhkar Sachin C., Saini Santosh., Mathew Stephen | Microbiology | Rural Medical College
2. Virulence Factors Contributing to Pathogenicity of Candida Tropicalis and Its Antifungal Susceptibility Profile | International Journal of Microbiology | 2014 | Deorukhkar S.C., Saini S., Mathew S. | Microbiology | Rural Medical College
3. Evaluation of Total Antioxidant Capacity of Saliva in Type 2 Diabetic Patients with and Without Periodontal Disease: A Case-control Study | North American Journal of Medical Sciences | 2013 | Pendyala G., Thomas B., Joshi S.R. | Periodontology | Rural Dental College
4. Effect of Biologically Synthesised Silver Nanoparticles on Staphylococcus Aureus Biofilm Quenching and Prevention of Biofilm Formation | Institution of Engineering and Technology Nanobiotechnology | 2012 | Masurkar S.A., Chaudhari P.R., Shidore V.B., Kamble S.P. | Biotechnology | Centre for Biotechnology
5. Synthesis of Silver Nanoparticles Using Extract of Neem Leaf and Triphala and Evaluation of Their Antimicrobial Activities | International Journal of Pharma and Bio Sciences | 2012 | Gavhane A.J., Padmanabhan P., Kamble S.P., Jangle S.N. | Biotechnology | Centre for Biotechnology
6. Epidemiological Features and Laboratory Results of Bacterial and Fungal Keratitis: A Five-year Study at a Rural Tertiary-care Hospital in Western Maharashtra, India | Singapore Medical Journal | 2012 | Deorukhkar S., Katiyar R., Saini S. | Microbiology | Rural Medical College
7. Evaluation of oral hygiene status, salivary characteristics and dental caries experience in Acute Lymphoblastic Leukemic (ALL) children | Journal of Clinical Pediatric Dentistry | 2011 | Hegde A.M., Joshi S., Rai K., Shetty S. | Anesthesiology | Rural Medical College



8. Rapid Biosynthesis of silver nanoparticles using *Cymbopogon citratus* (Lemongrass) and its Antimicrobial Activity | Nano-Micro Letters | 2011 | Masurkar S.A., Chaudhari P.R., Shidore V.B., Kamble S.P. | Biotechnology | Centre for Biotechnology
9. Extranodal NK/T-cell lymphoma, nasal type (angiocentric T-cell lymphoma): A review about the terminology | Journal of Oral and Maxillofacial Pathology | 2011 | Metgud R.S., Doshi J.J., Gaurkhede S., Dongre R., Karle R. | Oral Pathology | Rural Dental College
10. Micronuclei: An essential biomarker in oral exfoliated cells for grading of oral squamous cell carcinoma | Journal of Cytology | 2011 | Jadhav K., Gupta N., Ahmed Mujib B.R. | Microbiology | Rural Medical College
11. Clinico-pathological profile of sinonasal masses: A study from a tertiary care hospital of India [Aspetti clinico patologici delle masse naso-sinusali: Studio effettuato in un centro ospedaliero indiano di terzo livello] | Acta Otorhinolaryngologica Italica | 2011 | Lathi A., Syed M.M.A., Kalakoti P., Qutub D., Kishve S.P. | Otorhinolaryngology | Rural Medical College
12. Ozone therapy in dentistry: A strategic review | Journal of Natural Science, Biology and Medicine | 2011 | Saini, Rajiv | Periodontology | Rural Dental College
13. The thyroid gland and its variations: A cadaveric study | Folia Morphologica | 2010 | Joshi S.D., Joshi S.S., Daimi S.R., Athavale S.A. | Anatomy | Rural Medical College
14. Epidemiological study of road traffic accident cases from Western Nepal | Indian Journal of Community Medicine | 2010 | Mishra B., Sinha N.D., Sukhla S.K., Sinha A.K. | Community Medicine | Rural Medical College
15. Endodontic and Esthetic Management of Maxillary Lateral Incisor Fused to a Supernumerary Tooth Associated with a Talon Cusp by Using Spiral Computed Tomography as a Diagnostic Aid: A Case Report | Journal of Endodontics | 2010 | Rani A K., Metgud S., Yakub S.S., Pai U., Toshniwal N.G., Bawaskar N. | Conservative Dentistry & Endodontics | Rural Dental College
16. Estimation and comparative study of serum total sialic acid levels as tumor markers in oral cancer and precancer | Journal of Cancer Research and Therapeutics | 2010 | Joshi M., Patil R. | Oral Medicine & Radiology | Rural Dental College



17. Evaluation of fracture resistance in simulated immature teeth using resilon and ribbon as root reinforcements An in vitro study | Dental Traumatology | 2009 | Hemalatha H., Sandeep M., Kulkarni S., Yakub S.S. | Pedodontics | Rural Dental College
18. Relative contribution of caries and periodontal disease in adult tooth loss among patients reporting to the institute of dental sciences, Belgaum, India | Journal of Pharmacy and Bioallied Sciences | 2009 | Shigli K., Hebbal M., Angadi G.S. | Prosthodontics | Rural Dental College
19. Pictorial essay: B-scan ultrasonography in ocular abnormalities | Indian Journal of Radiology and Imaging | 2009 | Aironi, V D; Gandage, S G | Radiodiagnosis | Rural Medical College
20. Single-step apical barrier placement in immature teeth using mineral trioxide aggregate and management of periapical inflammatory lesion using platelet-rich plasma and hydroxyapatite | Journal of Endodontics | 2008 | Hiremath, H; Gada, N; Kini, Y; Kulkarni, S; Yakub, SS; Metgud, S | Oral and Maxillofacial Surgery | Rural Dental College
21. The effect of remount procedures on patient comfort for complete denture treatment | Journal of Prosthetic Dentistry | 2008 | Shigli K., Angadi G.S., Hegde P. | Prosthodontics | Rural Dental College
22. Invasive Cervical Resorption: A Case Report | Journal of Endodontics | 2007 | Hiremath H., Yakub S.S., Metgud S., Bhagwat S.V., Kulkarni S. | Conservative Dentistry & Endodontics | Rural Dental College
23. Strongyloides stercoralis septicaemia following steroid therapy for eosinophilia: report of three cases | Transactions of the Royal Society of Tropical Medicine and Hygiene | 2007 | Ghosh K., Ghosh K. | Medicine | Rural Medical College
24. Morphology of peroneus tertius muscle | Clinical Anatomy | 2006 | Joshi S.D., Joshi S.S., Athavale S.A. | Anatomy | Rural Medical College
25. A multi-disciplinary approach in the management of a traumatized tooth with complicated crown-root fracture: A case report | Journal of the Indian Society of Pedodontics and Preventive Dentistry | 2006 | Heda C.B., Heda A.A., Kulkarni S.S., Chandak B.K. | Conservative Dentistry & Endodontics | Rural Dental College

Note: The above listed top 25 publications of PIMS are also presented separately in MS Excel spreadsheet titled "PIMS - Top 25 Publications.xlsx".



SECTION 11

Annexure



Annexure

Glossary of Terminologies

Citation Index (CI)

Citation is a process of citing or acknowledging publications. Citation Index represents the total number of citations that an article has received as on date.

h-index (h-i)

The h-index is based on the distribution of citations received by a given researcher's publications. An index of 'h' for a University indicates that among the articles published by the University, 'h' articles has been cited by others at least 'h' times.

Impact Factor (IF)

Impact Factor is an index based on the frequency with which a journal's articles are cited in scientific publications. It is marker of journal quality.

IF for a given year (for e.g. 2008) is calculated as below:

A = Number of citations that a journal receives in 2008 for the articles it has published in 2006 & 2007

B = Number of articles published in the journal in 2006 & 2007

$$\text{IF for 2008} = A / B$$

Immediacy Index (II)

The immediacy index is calculated based on the papers published in a journal in a single calendar year.

II for a given year (for e.g. 2008) is calculated as follows:

A = the number of times articles published in 2005 were cited in indexed journals during 2005

B = the number of articles, reviews, proceedings or notes published in 2005

$$\text{II for 2008} = A/B$$



Cited Half Life (CHL)

Cited half-life is a measurement used to estimate the impact of a journal. It is the number of years, going back from the current year, that account for 50% of the total citations received by the cited journal in the current year

ISI developed this calculation to provide an indicator as to the long term value of source items in a single journal publication

Source-Normalized Impact per Paper (SNIP)

SNIP measures contextual citation impact by weighting citations based on the total number of citations in given subject field

SCImago Journal (SJR)

SJR is a prestige metric based on the idea that 'all citations are not created equal'. With SJR, the subject field, quality and reputation of the journal have a direct impact on the value of a citation. This means that a citation from a source with a relatively high SJR is worth more than a citation from a source with a lower SJR

Combined Metric for Publications (PU)

$PU = 45 \times \text{Percentile parameter (expressed as a fraction) on the basis of (P/F)}$

$P = 0.3PW + 0.5PS + 0.1PG + 0.1PI$

PW: Number of publications reported in Web of Science.

PS: Number of publications reported in Scopus.

PG: Number of publications reported in Google Scholar.

PI: Number of publications reported in Indian Citation Index.

F: is the number of regular faculty members as used in Item 1.

Combined Metric for Citations (CI)

$CI = [45 \times \text{Percentile parameter (expressed as a fraction) on the basis of (CC/P) for Category A} \times \text{Percentile parameter on the basis of P}]$

$\{CI = 45 \times (CC/F)\}$

$CC = (0.3 CCW + 0.5 CCS + 0.1 CCG + 0.1 CCI)$



CCW : Total Number of Citations reported in Web of Science.

CCS : Total Number of Citations reported in Scopus.

CCG: Number of Citations reported in Google Scholar.

CCI: Total Number of Citations reported in Indian Citation Index

List of Acronyms

CI	-	Citation Index
GS	-	Google Scholar
PM	-	PubMed
IF	-	Impact Factor
II	-	Immediacy Index
CHL	-	Cited Half Life
SNIP	-	Source-Normalized Impact per Paper
SJR	-	SCImago Journal
PIMS	-	Pravara Institute of Medical Sciences
ICI	-	Indian Citation Index